

BALTIMORE RAVENS GAME RELEASE

UNDER ARMOUR PERFORMANCE CENTER | 1 WINNING DRIVE | OWINGS MILLS, MD

PH: 410-701-4000 | BALTIMORERAVENS.COM | TWITTER: @RAVENS

WORLD CHAMPIONS: SUPER BOWL XXXV (2000) & SUPER BOWL XLVII (2012)



MINNESOTA VIKINGS VS. BALTIMORE RAVENS



[3-4]

WEEK 9 – SUNDAY, NOV. 7, 2021

[5-2]

1 P.M. ET – M&T BANK STADIUM (70,745)

QUICK HITS

- Coming off their bye week, the Baltimore Ravens (5-2) host the Minnesota Vikings (3-4) at 1 p.m. from M&T Bank Stadium. This marks the Ravens' fourth-consecutive home game, with Baltimore posting a 3-1 record in Charm City in 2021.
- The Ravens are 5-2 for the ninth time in franchise history, matching records from 2020, 2019, 2014, 2012, 2011, 2010, 2006 and 2000 (each season Baltimore went on to earn a playoff berth). The Ravens aim to become 6-2 for the seventh time (2006, 2010-12, 2019-20) in team history and for the third-straight season.
- Under head coach **John Harbaugh**, Baltimore is 10-3 in games immediately following a bye week (see bottom right note). Since their 1996 inception, the Ravens are an NFL-best 17-8 (.680) in games immediately following a bye week.
- The Ravens have won 11 straight games against NFC opponents, dating back to Week 13 of 2018 at Atlanta. This ranks as the NFL's longest active winning streak vs the NFC.
- In their last game (Week 7), the Ravens dropped a tough 41-17 contest to the visiting Bengals. Baltimore held a 17-13 lead early in the third quarter, however, Cincinnati scored 4 unanswered TDs to earn the decisive victory. **QB Lamar Jackson** produced a game-high 88 rushing yards on 12 carries, also completing 15-of-31 passes for 257 yards and 1 TD. **WR Marquise Brown** reeled in Jackson's TD pass (39 yards), finishing with 80 yards on 5 catches. Cincinnati registered 520 yards of total offense, including 409 through the air, while Baltimore posted 393 yards.

UPCOMING SCHEDULE

| | | |
|---------------|-----------------|--|
| Wed. Nov. 3: | 11:30 a.m. | John Harbaugh & Player Podium Interviews |
| | 1:15 p.m. | Practice / Media Viewing |
| Thur. Nov. 4: | 11:15 a.m. | Coordinators & Player Podium Interviews |
| | 1:15 p.m. | Practice / Media Viewing |
| Fri. Nov. 5: | 11:10 a.m. | Practice / Media Viewing |
| | 12:50 p.m. | John Harbaugh & Player Podium Interviews |

CALLING THE ACTION

Television: FOX / WBFF Ch. 45 (Baltimore)

- Adam Amin (play-by-play) - Mark Schlereth (analyst)
 - Shannon Spake (sideline) - Barry Landis (prod.) - Mitch Riggin (dir.)

Local Radio: WBAL (1090 AM) & 98Rock (97.9 FM)

- Gerry Sandusky (play-by-play) - Femi Ayanbadejo (analyst)

National Radio: ESPN Radio

- Marc Kestecher (play-by-play) - Sal Paolantonio (analyst)

COACH HARBAUGH SAYS

COACH HARBAUGH ON BYE WEEK EVALUATIONS AND SEASON OUTLOOK:

"I'm excited about where our offense could go. It's the same thing on defense and on special teams. You kind of go back and forth between, 'This is what we're capable of becoming; these are our issues; these are the areas that we're going to be what we are, so how can we make the most of that?' And there are other areas where we have a chance to make a jump, maybe, because of guys getting healthy. There are other things we can take advantage of, schematically, because of the things we've done well that we can build on and add to."

INJURY UPDATE

The Ravens have 16 players on Injured Reserve, including starters/standouts **TE Nick Boyle** (knee), **RB J.K. Dobbins** (knee), **RB Gus Edwards** (knee), **CB Marcus Peters** (knee), **T Ronnie Stanley** (ankle) and **DE Derek Wolfe** (back/hip). **WR Sammy Watkins** (thigh) has missed the past two games, while **RB Latavius Murray** (ankle) did not play in Week 7 vs. Cincy. Starting **RT Patrick Mekari** (ankle) left the Bengals game and did not return.

NOTE THE QUOTE

DE CALAIS CAMPBELL ON THE DEFENSE:

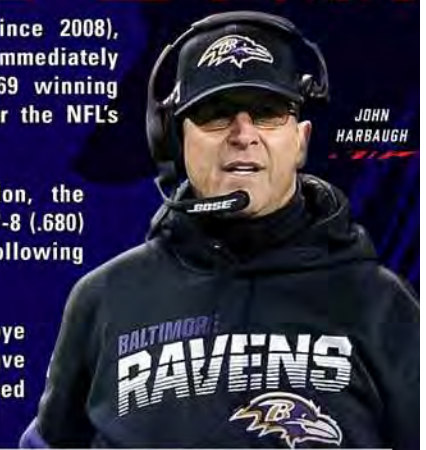
"I believe in everybody we have. I believe in my guys. The mistakes we've made, I know we're going to fix, and we're going to go out there and play some good football. In the second half of the season, we're going to be a force to be reckoned with, that's for sure."

RAVENS AFTER THE BYE

- Under John Harbaugh (since 2008), Baltimore is 10-3 in games immediately following a bye. This .769 winning percentage ties (Colts) for the NFL's second-best such record.

- Since their 1996 inception, the Ravens are an NFL-best 17-8 (.680) in games immediately following a bye week.

- In games right after the bye since 2008, the Ravens have scored 26.1 ppg and allowed a league-low 16.3 ppg.



JOHN HARBAUGH

NFL'S BEST RECORDS GAMES IMMEDIATELY FOLLOWING A BYE

- SINCE 2008 / JOHN HARBAUGH ERA -

| Rk. | Team | Record | Pct. |
|-----|---------------------|--------|------|
| 1. | Pittsburgh Steelers | 11-3 | .786 |
| 2. | Baltimore Ravens | 10-3 | .769 |
| | Indianapolis Colts | 10-3 | .769 |

Chad Steele - SVP of Communications ■ Patrick Gleason - VP of Public Relations ■ Marisol Renner - Director of Publications ■ Tom Valente - Director of Public Relations
 Vernon Dennis - Public Relations Coordinator ■ Brooke Balzano - Public Relations Intern ■ Dan Horowitz - Public Relations Intern

RAVENS INFORMATION

2021 SCHEDULE [5-2]

| Date | Opponent | Time/Result |
|----------------|------------------------|----------------------|
| Mon. Sept. 13 | at Las Vegas Raiders | L, 27-33 (OT) |
| Sun. Sept. 19 | Kansas City Chiefs | W, 36-35 |
| Sun. Sept. 26 | at Detroit Lions | W, 19-17 |
| Sun. Oct. 3 | at Denver Broncos | W, 23-7 |
| Mon. Oct. 11 | Indianapolis Colts | W, 31-25 (OT) |
| Sun. Oct. 17 | Los Angeles Chargers | W, 34-6 |
| Sun. Oct. 24 | Cincinnati Bengals | L, 17-41 |
| Sun. Oct. 31 | Bye Week | |
| Sun. Nov. 7 | Minnesota Vikings | 1 p.m. |
| Thurs. Nov. 11 | at Miami Dolphins | 8:20 p.m. (FOX/NFLN) |
| Sun. Nov. 21* | at Chicago Bears | 1 p.m. |
| Sun. Nov. 28* | Cleveland Browns | 8:20 p.m. (NBC) |
| Sun. Dec. 5* | at Pittsburgh Steelers | 4:25 p.m. |
| Sun. Dec. 12* | at Cleveland Browns | 1 p.m. |
| Sun. Dec. 19* | Green Bay Packers | 1 p.m. |
| Sun. Dec. 26* | at Cincinnati Bengals | 1 p.m. |
| Sun. Jan. 2* | Los Angeles Rams | 4:25 p.m. |
| Sun. Jan. 9* | Pittsburgh Steelers | 1 p.m. |

* Flexible Scheduling Games All Times Eastern

NUMBERS TO RAVE ABOUT

5 – Sacks **OLB Justin Houston** (99.5) needs to reach 100 for his career. With at least a half-sack, he'd become the 37th player in NFL history to reach the coveted 100 milestone.

1 – Touchdown (either passing or rushing) **QB Lamar Jackson** needs to reach 100 for his career (currently has 78 passing & 21 rushing in 53 career games).

4 – Receiving TDs of at least 20 yards for **WR Marquise Brown** this season, tying (C.J. Uzomah) for the NFL's second most. (Ja'Marr Chase is first with with 5.)

5 – Combined TDs scored between Minnesota and Baltimore in the final 125 seconds of the teams' 2013 battle in the snow at M&T Bank Stadium. The Ravens prevailed 29-26 when QB Joe Flacco found WR Marlon Brown for 9-yard TD with :04 remaining.

12 – Receiving TDs by **WR Marquise Brown** in his last 13 games (since Week 12 of 2020), tying Mike Evans for most in the NFL during this time.

40 – "Big plays" (32 passing & 8 rushing) gaining at least 20 yards by the Ravens' offense this season, tying New England for the NFL's second most. (Tampa Bay is first with 43.)

93.3 – FG% for **K Justin Tucker** (14-of-15) this season, including 3-for-3 from 50-plus yards (and the NFL-record 66-yarder in Week 3 at Detroit). Tucker is also a perfect 15-of-15 on PATs.

516 – Receiving yards by **TE Mark Andrews** this season, ranking second only to Travis Kelce's 560. Andrews is the NFL's only TE with at least 500 receiving yards and a 13.0 ypc average (13.9).

NOTE OF THE WEEK

The Ravens have won 11 straight games against NFC opponents, dating back to Week 13 of 2018 at Atlanta. This ranks as the NFL's longest active streak.

CONSECUTIVE VICTORIES VS. NFC OPPONENTS [ACTIVE NFL STREAKS]

| Rk. | Team | Games | Start Date |
|-----|--------------------|-------|------------------|
| 1. | Baltimore Ravens | 11 | W13 2018 at Atl. |
| 2. | Kansas City Chiefs | 9 | W9 2019 vs. Min. |
| 3. | Green Bay Packers | 5 | W2 2021 vs. Det. |
| 4. | Dallas Cowboys | 4 | W3 2021 vs. Phi. |

JACKSON'S TOUCHDOWNS

X **QB Lamar Jackson** has recorded either a rushing or passing TD in 43 straight games, marking the longest-active streak by an NFL QB. (Next best is Ben Roethlisberger – 22.) Jackson's streak also ranks as the fifth longest in NFL history.

X Jackson has posted 97 total TDs (passing + rushing) through his first 44 career starts, the fifth most in league history.

MOST CONSECUTIVE GAMES WITH EITHER A RUSHING OR PASSING TOUCHDOWN / SINCE 1970 MERGER

| Rk. | Player | Games | Start-End Date |
|-----|----------------------------|-------|-------------------|
| 1. | Drew Brees (NO) | 54 | W6 2009-W12 2012 |
| 2. | Tom Brady (NE) | 52 | W1 2010-W4 2013 |
| 3. | Peyton Manning (Ind./Den.) | 51 | W11 2010-W13 2014 |
| 4. | Drew Brees (NO) | 45 | W14 2012-W10 2015 |
| 5. | Lamar Jackson (Bal.) | 43 | W12 2018-present |

MOST CONSECUTIVE GAMES WITH EITHER A RUSHING OR PASSING TOUCHDOWN / ACTIVE STREAKS

| Rk. | Player | Games | StartDate |
|-----|---------------------------|-------|------------------|
| 1. | Lamar Jackson (Bal.) | 43 | W12 2018-present |
| 2. | Ben Roethlisberger (Pit.) | 22 | W1 2020-present |
| 3. | Kirk Cousins (Min.) | 21 | W3 2020-present |

MOST TOTAL TOUCHDOWNS (PASS + RUSH) FIRST 44 STARTS / NFL HISTORY

| Rk. | Player | Total TDs | Pass | Rush |
|-----|-----------------------|-----------|------|------|
| 1. | Patrick Mahomes (KC) | 115 | 109 | 6 |
| 2. | Dan Marino (Mia.) | 107 | 105 | 2 |
| 3. | Deshaun Watson (Hou.) | 100 | 85 | 15 |
| 4. | Kurt Warner (STL) | 99 | 98 | 1 |
| 5. | Lamar Jackson (Bal.) | 97 | 77 | 20 |

2021 AFC NORTH STANDINGS

| Team | W | L | T | Home | Road | Div. | Con. | PF | PA | Strk |
|------------|---|---|---|------|------|------|------|-----|-----|------|
| Baltimore | 5 | 2 | 0 | 3-1 | 2-1 | 0-1 | 4-2 | 187 | 164 | L1 |
| Cincinnati | 5 | 3 | 0 | 2-1 | 3-2 | 2-0 | 3-1 | 220 | 162 | L1 |
| Pittsburgh | 4 | 3 | 0 | 2-2 | 2-1 | 1-1 | 3-2 | 132 | 142 | W3 |
| Cleveland | 4 | 4 | 0 | 3-2 | 1-2 | 0-1 | 2-3 | 183 | 180 | L1 |

RAVENS / VIKINGS INFORMATION

2021 NFL RANKINGS

OFFENSE

| Category | --Ravens-- | | --Vikings-- | |
|---------------------|------------|------|-------------|------|
| | Stats | Rank | Stats | Rank |
| Total Offense | 417.6 | 3 | 394.7 | 7 |
| Rush Offense | 149.4 | 3 | 124.0 | 10 |
| Pass Offense | 268.1 | 9 | 270.7 | 8 |
| Points Per Game | 26.7 | 8 | 23.3 | 18 |
| 3rd-Down Off. % | 36.5 | 23 | 35.7 | 24t |
| 4th-Down Off. % | 50.0 | 15t | 57.1 | 10 |
| Red Zone Off. (TD%) | 72.7 | 3 | 65.0 | 11 |

DEFENSE

| Category | --Ravens-- | | --Vikings-- | |
|---------------------|------------|------|-------------|------|
| | Stats | Rank | Stats | Rank |
| Total Defense | 382.3 | 25 | 367.0 | 20 |
| Rush Defense | 86.1 | 4 | 120.9 | 21 |
| Pass Defense | 296.1 | 32 | 246.1 | 18 |
| Points Per Game | 23.4 | 17 | 22.4 | 12 |
| 3rd-Down Def. % | 32.5 | 4 | 32.6 | 5t |
| 4th-Down Def. % | 37.5 | 8 | 55.6 | 19 |
| Red Zone Def. (TD%) | 45.0 | 2t | 68.8 | 25 |

TEAM

| Category | --Ravens-- | | --Vikings-- | |
|----------------|------------|------|-------------|------|
| | Stats | Rank | Stats | Rank |
| Turnover Ratio | -1 | 17t | +4 | 8t |
| Penalties | 40 | 7 | 51 | 19 |
| Penalty Yards | 385 | 10 | 443 | 22 |

RAVENS-VIKINGS HISTORY

- ✗ All-Time Regular Season: Tied, 3-3
- ✗ Under John Harbaugh: Ravens are 1-2.
- ✗ In Baltimore: Ravens are 3-1.

RAVENS-VIKINGS SERIES HISTORY

| Date | Winner | Score/Site | Attend. |
|----------|---------|--------------|---------|
| 12/13/98 | Vikings | 38-28 Bal. | 69,074 |
| 01/07/02 | Ravens | 19-3 Bal. | 69,465 |
| 12/25/05 | Ravens | 30-23 Bal. | 70,246 |
| 10/18/09 | Vikings | 33-31 @ Min. | 63,689 |
| 12/08/13 | Ravens | 29-26 Bal. | 70,921 |
| 10/22/17 | Vikings | 24-16 @ Min. | 66,751 |

RAVENS VS. THE NFC

Under John Harbaugh (since 2008) the Ravens own the AFC's third-best winning percentage (.642) vs. teams from the NFC.

AFC'S BEST RECORDS VS. NFC OPPONENTS (JOHN HARBAUGH ERA / SINCE 2008)

| Rk. | Team | Record | Pct. |
|-----|----------------------|--------|------|
| 1. | New England Patriots | 38-17 | .691 |
| 2. | Pittsburgh Steelers | 35-19 | .648 |
| 3. | Baltimore Ravens | 34-19 | .642 |

2021 RAVENS / VIKINGS LEADERS

PASSING YARDS [TDs/INTs]

| | | | |
|---------------|--------------|--------------|--------------|
| Lamar Jackson | 1,943 (10/5) | Kirk Cousins | 1,953 (14/2) |
|---------------|--------------|--------------|--------------|

RUSHING YARDS [AVG.]

| | | | |
|-----------------|-----------|--------------------|-----------|
| Lamar Jackson | 480 (6.3) | Dalvin Cook | 444 (4.5) |
| Latavius Murray | 212 (3.6) | Alexander Mattison | 273 (3.9) |
| Ty'Son Williams | 180 (5.5) | Kirk Cousins | 75 (6.8) |

RECEIVING YARDS [CATCHES]

| | | | |
|----------------|----------|------------------|----------|
| Marquise Brown | 566 (37) | Justin Jefferson | 563 (43) |
| Mark Andrews | 516 (37) | Adam Thielen | 471 (43) |
| Sammy Watkins | 292 (18) | K.J. Osborn | 321 (28) |

POINTS

| | | | |
|----------------|----|--------------|----|
| Justin Tucker | 57 | Greg Joseph | 61 |
| Marquise Brown | 36 | Adam Thielen | 36 |

INTERCEPTIONS [YARDS]

| | | | |
|------------------------|---------|--------------------------|---------|
| Anthony Averett | 2 (0) | Xavier Woods | 2 (39) |
| Elliott/Humphrey/Young | 1 (n/a) | Breeland/Kendricks/Vigil | 1 (n/a) |

SACKS [YARDS]

| | | | |
|-------------|-------------|-----------------|---------|
| Odafe Oweh | 3 (-16) | Danielle Hunter | 6 (-40) |
| Tyus Bowser | 2.5 (-17.5) | Everson Griffen | 5 (-42) |

TACKLES

| | | | |
|-----------------|----|----------------|----|
| Patrick Queen | 38 | Eric Kendricks | 66 |
| Anthony Averett | 37 | Harrison Smith | 58 |

GROSS PUNTING [NET]

| | | | |
|----------|-------------|--------------|-------------|
| Sam Koch | 46.2 (41.0) | Jordan Berry | 46.9 (42.1) |
|----------|-------------|--------------|-------------|

FIELD GOALS [PCT.]

| | | | |
|---------------|--------------|-------------|--------------|
| Justin Tucker | 14/15 (93.3) | Greg Joseph | 16/20 (80.0) |
|---------------|--------------|-------------|--------------|

PUNT RETURN YARDS [AVG.]

| | | | |
|----------------|------------|----------------|----------|
| Devin Duvernay | 270 (16.9) | Dede Westbrook | 52 (4.3) |
|----------------|------------|----------------|----------|

KICKOFF RETURN YARDS [AVG.]

| | | | |
|----------------|------------|----------------|------------|
| Devin Duvernay | 226 (25.1) | Ameer Abdullah | 162 (23.1) |
|----------------|------------|----------------|------------|

2021 TALE OF THE TAPE

| Category | Ravens | Vikings |
|------------------------|--------|---------|
| Record | 5-2 | 3-4 |
| Current Streak | Lost 1 | Lost 1 |
| Points Scored | 187 | 163 |
| TDs Scored | 21 | 17 |
| Rushing TDs Scored | 10 | 2 |
| Passing TDs Scored | 10 | 14 |
| TDs on Returns | 1 | 1 |
| Points Against | 164 | 157 |
| TDs Allowed | 21 | 16 |
| Rushing TDs Allowed | 8 | 6 |
| Passing TDs Allowed | 12 | 9 |
| TDs on Returns Allowed | 1 | 1 |
| KOR Avg. For | 25.1 | 22.3 |
| KOR Avg. Against | 17.5 | 19.9 |
| PR Avg. For | 16.9 | 4.5 |
| PR Avg. Against | 8.2 | 6.3 |
| Sacks | 15 | 24 |
| Sacks Allowed | 21 | 10 |
| Interceptions | 5 | 5 |
| Interceptions Thrown | 5 | 2 |
| Fumbles Lost/Recovered | 3/2 | 3/4 |

RAVENS / VIKINGS INFORMATION

RAVENS-VIKINGS CONNECTIONS

Franchise Connections

- Minnesota assistant defensive backs coach **Roy Anderson** began his NFL career with the Ravens as a player personnel assistant (2005-07), coaching assistant (2008) and defensive assistant (2009-11).

- Vikings senior offensive advisor **Rick Dennison** served as quarterbacks coach with Baltimore in 2014, while Minnesota tight ends coach **Brian Pariani** served as the Ravens' tight ends coach that same season.

- Ravens assistant offensive line coach **Richard Angulo** played for the Vikings from 2004-06, later taking part in the Bill Walsh NFL minority coaching fellowship with the team during the 2013 offseason.

- Ravens **T Andre Smith** (practice squad IR) played four games for the Vikings in 2016 before being placed on Injured Reserve.

- Vikings **DT Michael Pierce** signed with the Ravens as an undrafted free agent in 2016 and spent four seasons (2016-18) in Baltimore. He recorded 151 total tackles, 3.5 sacks and 4 FRs during his time as a Raven.

- Vikings national scout **Chisom Opara**, a Baltimore native, spent the 2004 season as a player personnel assistant with the Ravens after being signed by Baltimore as an undrafted free agent and spending training camp with the team in 2003.

State Connections

- Ravens **WR Rashod Bateman** played at the University of Minnesota from 2018-20, before being drafted by Baltimore in the first round of the 2021 NFL Draft. He recorded 147 receptions for 2,395 yards (both the sixth-highest career totals in Minnesota history) and 19 TDs (fifth most in school history).

- Vikings **CB Tye Smith** (practice squad) attended Baltimore's Towson University.

- Minnesota **LS Andrew DePaola** is a Parkton, MD, native and prepped at Hereford HS in Baltimore County.

- Vikings' first-round draft pick **T Christian Darrisaw** is an Upper Marlboro, MD, native.

- Ravens West Coast area scout **Corey Frazier** went to high school at Eden Prairie (MN).

- Vikings college area scout **Sean Gustus** resides in Huntingtown, MD.

- Minnesota senior defensive advisor **Paul Guenther** coached at Western Maryland from 1994-95, while Vikings wide receivers coach **Keenan McCardell** coached at Maryland from 2014-15.

MILESTONES ON THE HORIZON

TE Mark Andrews

- Andrews (193) is 7 catches shy of 200, while he needs 2 more receiving scores to reach 25 for his career, which will make him just the fourth Raven ever to achieve the milestone: TE Todd Heap (41), WR Torrey Smith (30) & WR Derrick Mason (29).

RB Le'Veon Bell

- Bell owns 9,745 career yards from scrimmage (6,487 rushing & 3,258 receiving) in 91 career games. With at least 255 more scrimmage yards over his next nine games, he'll join an elite group of 23 players in NFL history to reach the coveted 10,000-yards mark in their first 100 games played.

- With 1 more TD, Bell (41 rushing & 8 receiving) will reach 50 total TDs for his career.

DE Calais Campbell & OLB Justin Houston

- Houston owns 99.5 career sacks, while Campbell has notched 92.5 sacks throughout his career. If both players reach 100 career sacks this season, they'll be the first duo in NFL history to attain the century mark as teammates.

RB Devonta Freeman

- With 5 more TDs, Freeman (34 rushing & 11 receiving) will reach 50 total TDs for his career.

QB Lamar Jackson

- Jackson needs one more outing with 100 rushing yards to tie the NFL record for the most regular season 100-yard rushing performances by a QB (Mike Vick – 10).

- With one more game producing 75 rushing yards, Jackson will break a tie with his & Vick's NFL record of 21 such outings.

RB Latavius Murray

- With 1 more TD, Murray (47 rushing & 2 receiving) will reach 50 total TDs for his career.

K Justin Tucker

- Tucker needs one game with multiple FGM to tie Stephen Gostkowski (95 games) for the most such performances through a player's first 10 seasons in NFL history.

RAVENS RADIO BROADCASTS

- The Ravens' 2021 radio team features Gerry Sandusky and former Ravens FB Femi Ayanbadejo. Sandusky, WBAL-TV 11's sports director, delivers the play-by-play for the broadcast team, while Ayanbadejo serves as the color analyst.

- Games can be heard on 98Rock WIYY (97.9 FM), WBAL 1090 AM/101.5 FM, baltimoreravens.com and in the Ravens mobile app (when in Baltimore). The network broadcasts each game with 30 affiliates spanning five states – Maryland, Delaware, Kentucky, Pennsylvania and West Virginia – and Washington, D.C.



RAVENS WINNING WAYS

TOP FRANCHISES / SINCE 2000

TOTAL WINS

1. New England Patriots..... 278
2. Pittsburgh Steelers 236
3. Green Bay Packers 231
4. Indianapolis Colts..... 224
5. Baltimore Ravens..... 222
6. Philadelphia, Seattle 211

SUPER BOWL BERTHS

1. New England Patriots..... 9
2. New York Giants 3
- Pittsburgh Steelers 3
- Seattle Seahawks 3
5. Baltimore Ravens, Car., Den. ... 2
- Ind., KC, Phi., SF, TB 2

SUPER BOWL TITLES

1. New England Patriots..... 6
2. Baltimore Ravens..... 2
- New York Giants 2
- Pittsburgh Steelers 2
- Tampa Bay Buccaneers 2
6. Seven Teams..... 1

CONF. TITLE GAMES

1. New England Patriots..... 13
2. Green Bay Packers 6
- Philadelphia Eagles 6
- Pittsburgh Steelers 6
5. Baltimore Ravens..... 4
- Ind. & SF 4

WINNING SEASONS

1. New England Patriots..... 19
2. Pittsburgh Steelers 16
3. Baltimore Ravens..... 15
- Green Bay Packers 15
- Indianapolis, Seattle 15

PLAYOFF BERTHS

1. New England Patriots..... 17
2. Green Bay Packers 15
- Indianapolis Colts 15
4. Seattle Seahawks 14
5. Baltimore, Phi., Pit..... 13

PLAYOFF GAMES

1. New England Patriots..... 41
2. Green Bay Packers 28
3. Baltimore Ravens 27
- Indianapolis Colts 27
- Seattle Seahawks 27

PLAYOFF WINS

1. New England Patriots..... 30
2. Baltimore Ravens..... 16
3. Pittsburgh Steelers 15
4. Green Bay Packers 14
- Philadelphia, Seattle 14

TWO-TIME SUPER BOWL CHAMPIONS



In a magnificent effort showcasing thrilling performances by their defense, offense and special teams units, the Baltimore Ravens won Super Bowl XXXV with a 34-7 victory over the New York Giants. Allowing the Giants a meager 152 total net yards, New York's attack crossed midfield just twice, while Baltimore's "D" posted 4 INTs. LB Ray Lewis was named the game's MVP, capping an accolade-filled season in which he was also tabbed the NFL's Defensive Player of the Year.

Baltimore defeated San Francisco, 34-31, in Super Bowl XLVII, capturing the franchise's second World Championship. After an amazing first-half performance, the Ravens took a commanding 28-6 lead. But following a bizarre, 34-minute power outage that halted play, the 49ers stormed back into contention. Clinging to a 34-29 edge late in the game, the Ravens stood firm on a pivotal goal-line stand, jamming SF on four-straight plays inside the 7-yard line. QB Joe Flacco was named the game's MVP.

PLAYOFF PERFORMERS

FRANCHISE PLAYOFF WINNING PERCENTAGES [SINCE 1970 MERGER]

| Rk. | Team | Record | Pct. |
|-----|---------------------------|--------|------|
| 1. | New England Patriots***** | 36-20 | .643 |
| 2. | New York Giants**** | 20-12 | .625 |
| 3. | San Francisco 49ers***** | 32-20 | .615 |
| 4. | Baltimore Ravens** | 16-11 | .593 |
| 5. | Pittsburgh Steelers***** | 36-25 | .590 |

* Number of Super Bowl Titles

JOHN HARBAUGH ERA [SINCE 2008]

PLAYOFF BERTHS

1. New England Patriots..... 11
2. Green Bay Packers 10
3. Baltimore Ravens..... 9
- Seattle Seahawks 9
5. Indianapolis Colts..... 8
- Kansas City Chiefs 8
- New Orleans Saints 8
- Pittsburgh Steelers 8
9. Philadelphia Eagles 7

TOTAL WINS

1. New England Patriots..... 173
2. Green Bay Packers 150
3. Pittsburgh Steelers 147
4. New Orleans Saints 146
5. Baltimore Ravens..... 145
6. Seattle Seahawks 134
7. Indianapolis Colts..... 128
8. Kansas City Chiefs 127
9. Dallas Cowboys..... 121

PLAYOFF WINS

1. New England Patriots..... 16
2. Baltimore Ravens..... 11
- Green Bay Packers 11
4. Seattle Seahawks 10
5. New Orleans, Pittsburgh 8

PLAYOFF GAMES

1. New England Patriots 24
2. Green Bay Packers 20
3. Baltimore Ravens..... 19
4. Seattle Seahawks 18
5. New Orleans, Pittsburgh 15

AFC TITLE GAMES

1. New England Patriots 8
2. Baltimore Ravens..... 3
- Kansas City Chiefs 3
- Pittsburgh Steelers 3
5. Denver, Indianapolis 2
- NY Jets 2

PLAYOFF ROAD WINS

1. Baltimore Ravens..... 8
2. Green Bay Packers 5
3. New York Jets 4
4. Philadelphia Eagles 3
- San Francisco, Seattle 3
- Tampa Bay, Tennessee 3

REG. SEASON WINS

1. New England Patriots..... 157
2. Green Bay Packers 139
- Pittsburgh Steelers 139
4. New Orleans Saints 138
5. Baltimore Ravens..... 134
6. Seattle Seahawks 124
7. Indianapolis Colts..... 122

REG. SEASON HOME WINS

1. New England Patriots..... 88
2. Green Bay Packers 81
3. Baltimore Ravens..... 80
4. Pittsburgh Steelers 77
5. New Orleans Saints 75
6. Seattle Seahawks 71
7. Minnesota Vikings 70

SUPER BOWL SUCCESS

The Ravens are one of five franchises (New England, NY Giants, Pittsburgh & Tampa Bay) to win multiple Super Bowls since 2000.

HEAD COACH JOHN HARBAUGH



RECORDS (2008-21)

- Overall Career Record 145-89
- Regular Season Record..... 134-81
- at Home..... 80-28
- on Road 54-53
- vs. AFC 100-62
- vs. AFC North 49-30
- vs. NFC..... 34-19
- Playoff Record 11-8
- Home Playoff Games..... 2-2
- Road Playoff Games 8-6
- Super Bowl Record..... 1-0
- Preseason..... 40-12
- vs. Vikings..... 1-2

ALL-TIME RAVENS COACHING RECORDS

John Harbaugh is the third head coach in Baltimore Ravens history. He is the franchise's all-time winningest coach (145 total victories), 11 of which have come in the playoffs.

| Coach | Seasons | Reg. Season | Playoffs | Total |
|-----------------|-----------|-------------|----------|---------|
| John Harbaugh | 2008-21 | 134-81 | 11-8 | 145-89 |
| Brian Billick | 1997-2007 | 80-64 | 5-3 | 85-67 |
| Ted Marchibroda | 1996-98 | 16-31-1 | n/a | 16-31-1 |

HARBAUGH FAST FACTS

John Harbaugh has led the Ravens to a playoff berth in nine (2008-12, 2014 & 2018-20) of his 13 full seasons, and in 2012, captured the franchise's second Super Bowl title. In 2019, Coach Harbaugh became the first Ravens coach ever to win Associated Press NFL Coach of the Year Award.

Here are several more Harbaugh quick hits:

✗ Harbaugh owns the most road playoff wins (eight) by a HC in NFL history. Tom Landry (Dal.) and Tom Coughlin (Jax./NYG) are second with seven each.

✗ Under Harbaugh, Baltimore is one of four teams (NE, GB & Sea.) to earn a playoff berth in nine of the past 13 seasons. Baltimore is also one of four teams (KC, Sea. & NO) to make the playoffs in each of the past three seasons (2018-2020).

✗ In 2019, the Ravens posted a franchise-best 14-2 record. Baltimore won a team-record 12-straight games to close out the regular season, earning its first-ever No. 1 playoff seed.

✗ Coach Harbaugh has led the Ravens to four AFC North Division titles (2011-12, 2018-19).

✗ The Ravens' 11 playoff wins since 2008 tie (GB) for the second most in the NFL (New England - 16).

✗ Under "Harbs," the Ravens have secured an appearance in three AFC Championship games (2008, 2011 & 2012).

✗ "Harbs" is the only head coach in NFL history to win a playoff game in each of his first four and five seasons.

✗ John and his brother, Jim (formerly of the 49ers), are the only head coaches to advance to three conference title games in the first five years as NFL bosses.

✗ Harbaugh is the only coach in NFL history to win a playoff game in six of the first seven seasons of a coaching career.

✗ In 2012, Harbaugh became the third coach (with Bill Cowher & Chuck Knox) since the 1970 merger to guide his team to the playoffs in each of his first five seasons.

✗ With the Ravens' 2014 playoff berth, Harbaugh became one of eight coaches in NFL history to make the postseason in six of their first seven seasons coaching.

RAVENS UNDER HARBAUGH: SINCE 2008

3

AFC TITLE GAMES
2ND MOST,
TIED, KC & PIT.

8

ROAD PLAYOFF WINS
NFL'S MOST

9

PLAYOFF BERTHS
3RD MOST,
TIED, SEA.

11

PLAYOFF WINS
2ND MOST, TIED, GB

80

WINS AT HOME
3RD MOST

145

TOTAL VICTORIES
5TH MOST

HEAD COACH JOHN HARBAUGH

ACTIVE HEAD COACH WINNING PERCENTAGE

Baltimore Ravens head coach John Harbaugh owns the fourth-best winning percentage (.620) among active coaches (min. 80 games), compiling a strong 145-89 record (including playoffs).

2021 ACTIVE HEAD COACHES / CAREER WINNING PERCENTAGE [TOTALS INCLUDE REGULAR SEASON AND PLAYOFF GAMES / MIN. 80 GAMES]

| Rank | Coach | Teams | Seasons | Record | Pct. |
|------|----------------------|--------------|------------------------|---------------|-------------|
| 1. | Bill Belichick | Cle./NE | 1991-95, 2000-21 | 315-152 | .675 |
| 2. | Mike Tomlin | Pit. | 2007-21 | 157-89-1 | .638 |
| 3. | Sean Payton | NO | 2006-21 | 157-91 | .633 |
| 4. | John Harbaugh | Bal. | 2008-21 | 145-89 | .620 |
| 5. | Andy Reid | Phi./KC | 1999-2012, 2013-21 | 242-149-1 | .619 |
| 6. | Bruce Arians | Ind./Ari./TB | 2012, 2013-17, 2019-21 | 78-48-1 | .618 |
| 7. | Pete Carroll | NYJ/NE/Sea. | 1994, 1997-99, 2010-21 | 159-109-1 | .593 |

NINE PLAYOFF BERTHS

COACHES WITH AT LEAST NINE PLAYOFF BERTHS – IN FIRST 13 NFL SEASONS –

| Coach | Berths |
|----------------------------|----------|
| Tony Dungy | 11 |
| Bud Grant..... | 10 |
| Marty Schottenheimer | 10 |
| John Harbaugh..... | 9 |
| Pete Carroll | 9 |
| Bill Cowher | 9 |
| Mike Holmgren | 9 |
| Chuck Knox..... | 9 |
| Mike McCarthy..... | 9 |
| Andy Reid..... | 9 |

COACH HARBAUGH'S CAREER STOPS

| Team | Position | Years |
|--------------------------|----------------------------------|-----------|
| Baltimore Ravens | Head Coach | 2008-21 |
| Philadelphia Eagles | Secondary | 2007 |
| Philadelphia Eagles | Special Teams Coordinator | 1998-2006 |
| Indiana University | DBs / Special Teams Coord. | 1997 |
| University of Cincinnati | Assistant Head Coach | 1995-96 |
| University of Cincinnati | TEs / OLBs / RBs / Special Teams | 1989-94 |
| Morehead State | DBs / ST Coord. / S&C Coach | 1988 |
| University of Pittsburgh | Tight Ends | 1987 |
| Western Michigan | Graduate Assistant | 1984-86 |

HARBS IN ELITE COMPANY

MOST PLAYOFF WINS BY A HEAD COACH / FIRST 13 SEASONS

| Coach (Teams) | Playoff Wins | Seasons |
|-----------------------------|--------------|----------------|
| Joe Gibbs (Was.) | 16 | 1981-2004 |
| Bill Belichick (Cle./NE) | 15 | 1991-2007 |
| Chuck Noll (Pit.) | 14 | 1969-1981 |
| John Harbaugh (Bal.) | 11 | 2008-20 |

HARBS' RAVENS TENURE

| Year | Record | Playoffs (Result) |
|-------------|-------------|---|
| 2021 | 5-2 | TBD |
| 2020 | 11-5 | 1-1 (Advanced to Divisional Round) |
| 2019 | 14-2 | 0-1 (No. 1 Seed / Advanced to Divisional Round) |
| 2018 | 10-6 | 0-1 (Advanced to Wild Card Round) |
| 2017 | 9-7 | No Playoff Berth |
| 2016 | 8-8 | No Playoff Berth |
| 2015 | 5-11 | No Playoff Berth |
| 2014 | 10-6 | 1-1 (Advanced to Divisional Round) |
| 2013 | 8-8 | No Playoff Berth |
| 2012 | 10-6 | 4-0 (Won Super Bowl XLVII) |
| 2011 | 12-4 | 1-1 (Advanced to AFC Championship) |
| 2010 | 12-4 | 1-1 (Advanced to Divisional Round) |
| 2009 | 9-7 | 1-1 (Advanced to Divisional Round) |
| 2008 | 11-5 | 2-1 (Advanced to AFC Championship) |

DURING HARBAUGH ERA / SINCE 2008

TOTAL WINS (REG + POST)

| Rk. | Team | Total Wins |
|-----|------------------------|------------|
| 1. | New England | 173 |
| 2. | Green Bay | 150 |
| 3. | Pittsburgh | 147 |
| 4. | New Orleans | 146 |
| 5. | Baltimore | 145 |

PLAYOFF BERTHS

| Berths | Team (Seasons) |
|----------------|-----------------------------------|
| 11..... | NE ('09-19) |
| 10 | GB ('09-16, '19-20) |
| 9 | Bal. ('08-12, '14, '18-20) |
| 9 | Sea. ('10, '12-16, '18-20) |
| 8 | Ind., KC, NO, Pit. (n/a) |

POSTSEASON SUCCESS: ACTIVE COACHES

PLAYOFF WIN PERCENTAGE (MIN. 6 GAMES)

| Rk. | Coach | Rec. | Pct. |
|-----------|----------------------|-------------|-------------|
| 1. | Bill Belichick | 31-12 | .721 |
| 2. | Bruce Arians | 5-2 | .714 |
| 3. | John Harbaugh | 11-8 | .579 |
| 4. | Jon Gruden | 5-4 | .556 |
| | Mike McCarthy | 10-8 | .556 |
| 6. | Andy Reid | 17-15 | .531 |

SUPER BOWL TITLES

| | | |
|-----------|---------------------------|----------|
| 1. | Bill Belichick | 6 |
| 2. | John Harbaugh..... | 1 |
| | Bruce Arians | 1 |
| | Pete Carroll..... | 1 |
| | Jon Gruden | 1 |
| | Sean Payton..... | 1 |
| | Andy Reid | 1 |
| | Mike Tomlin..... | 1 |

HARBS' REGULAR SEASON TRENDS

| | |
|--|--------|
| • September | 31-16 |
| • October..... | 26-26 |
| • November..... | 37-16 |
| • December..... | 36-21 |
| • January..... | 4-2 |
| • Leading at halftime | 108-21 |
| • Leading after 3 quarters..... | 118-15 |
| • When scoring first | 97-28 |
| • Positive or even turnover ratio | 106-35 |
| • Scoring 20 or more points..... | 116-38 |
| • Scoring 30 or more points..... | 56-5 |
| • Totaling 350 or more net yards..... | 80-32 |
| • Rushing for 150 or more yards | 55-12 |
| • Holding opponent under 250 net yards | 47-7 |
| • Holding opponent under 21 points | 108-16 |

RAVENS DEFENSIVE NOTES



DON MARTINDALE

4TH SEASON AS RAVENS
DEFENSIVE COORDINATOR

“Our defense and how we play definitely represents his personality and the way we attack offenses. He’s done a good job of putting us all in the position to make plays from different positions, as well.”

- S Chuck Clark on Defensive Coordinator Don “Wink” Martindale

A DOMINANT DEFENSIVE COORDINATOR

- For three-plus seasons as Baltimore’s D.C., Don “Wink” Martindale has led the Ravens’ defense to incredible success. In 2018, Martindale was recognized by *SI/MMQB* as the Assistant Coach of the Year and was the *AP* NFL runner-up (then-Bears’ DC Vic Fangio) for the same award, guiding Baltimore’s unit to a No. 1 ranking (292.2 ypg allowed).
- In 2020, Baltimore allowed the NFL’s second-fewest points (18.9 ppg) and produced the No. 2 third-down defense (34.0%), while also registering a league-high 22 FFs on defense.

2020 DEFENSIVE RANKINGS

SCORING DEFENSE / 2020

| Rk. | Team | PPG |
|-----|------------|------|
| 1. | LA Rams | 18.5 |
| 2. | Baltimore | 18.9 |
| 3. | Pittsburgh | 19.5 |

THIRD-DOWN DEFENSE / 2020

| Rk. | Team | PCT. |
|-----|-----------|------|
| 1. | Miami | 31.2 |
| 2. | Baltimore | 34.0 |
| 3. | LA Rams | 35.4 |

DEFENSIVE FORCED FUMBLES / 2020

| Rk. | Team | FFs |
|-----|-----------|-----|
| 1. | Baltimore | 22 |
| 2. | Atlanta | 17 |
| | NY Jets | 17 |

NUMBER TO NOTE UNDER WINK:

33 – Games in which the Ravens have held opponents under 20 points (including three times in 2021) since Don Martindale was named defensive coordinator in 2018, marking an NFL high.

WINK IN A BLINK

Since Don Martindale was named the Ravens’ defensive coordinator in 2018, Baltimore’s unit has excelled, ranking in the top tier of the NFL in several key defensive categories.

– NFL RANKINGS UNDER MARTINDALE / SINCE 2018 –

POINTS ALLOWED PER GAME

| | | |
|----|-------------|------|
| 1. | Baltimore | 18.8 |
| 2. | New England | 19.1 |
| 3. | Buffalo | 20.3 |
| | Pittsburgh | 20.3 |
| 5. | Chicago | 20.5 |

YARDS ALLOWED PER GAME

| | | |
|----|---------------|-------|
| 1. | Buffalo | 309.1 |
| 2. | San Francisco | 315.5 |
| 3. | Pittsburgh | 316.6 |
| 4. | Baltimore | 317.2 |
| 5. | Chicago | 327.9 |

DEFENSIVE TOUCHDOWNS

| | | |
|----|-------------|----|
| 1. | Baltimore | 12 |
| 2. | LA Rams | 11 |
| 3. | Kansas City | 10 |
| | New England | 10 |
| | Tampa Bay | 10 |

OPPONENT COMPLETION PCT.

| | | |
|----|-------------|------|
| 1. | Baltimore | 60.7 |
| 2. | Pittsburgh | 61.3 |
| 3. | New England | 61.4 |
| 4. | Cleveland | 62.6 |
| | New Orleans | 62.6 |

DEFENSIVE RANKINGS UNDER HARBAUGH

Don Martindale leads a defensive unit that, during the John Harbaugh Era (2008-21), has been superb. Baltimore ranks either No. 1 or No. 2 in the major defensive categories.

| | | |
|-------------------------|----------------------------------|--------------------------------|
| 1 | 2 | 2 |
| POINTS ALLOWED PER GAME | TOTAL NET YARDS ALLOWED PER GAME | RUSHING YARDS ALLOWED PER GAME |
| 19.7 | 317.6 | 97.1 |
| 1 | 1 | 1 |
| SCRIMMAGE TDs ALLOWED | OPPONENT PASSER RATING | THIRD-DOWN DEFENSE |
| 407 | 80.4 | 35.8 |

DEFENSIVE FAST FACTS

- Under John Harbaugh, the Ravens have posted a Top 5 scoring defense in seven of his completed 13 seasons.
- During Coach Harbaugh’s full 13 seasons in Baltimore, the Ravens have boasted 10 Top 10 defenses (yards allowed).
- In a 2020 win vs. Cin. (10/11), Baltimore had five different DBs record at least 1 sack, marking the first time in NFL history that feat has been accomplished.
- In 2018’s Week 6 win at the Titans, Baltimore racked up a franchise-best 11 sacks, tying for the second most by a team in league history. They also stand as the most in an NFL game since 2012 (SD, 11).
- Since 2017, 29 shutouts have been pitched by defenses throughout the NFL. Of those, a league-high 4 have come courtesy of the Ravens.

RAVENS OFFENSIVE NOTES



GREG ROMAN
3RD SEASON AS RAVENS OFFENSIVE COORDINATOR
2019 NFL ASSISTANT COACH OF THE YEAR
MOST CONSECUTIVE GAMES W/ 100+ RUSHING YARDS (PRO FOOTBALL HISTORY)

| | |
|-------------------------------|----|
| Baltimore Ravens (2018-21) | 43 |
| Pittsburgh Steelers (1974-77) | 43 |
| Detroit Lions (1935-39) | 38 |

ROMAN'S OFFENSES RACK UP TEAM RECORDS

In 2019, Baltimore set single-season franchise records in total TDs (64), points (531), net yards (6,521), rushing yards (3,296) and first downs (386). In 2020, the Ravens posted the second-most total TDs (55), points (468) and rushing yards (3,071) in franchise history.

| TOTAL TDs | | | POINTS | | |
|-----------|------|-----|--------|------|--------|
| Rk. | Year | TDs | Rk. | Year | Points |
| 1. | 2019 | 64 | 1. | 2019 | 531 |
| 2. | 2020 | 55 | 2. | 2020 | 468 |
| 3. | 2009 | 47 | 3. | 2014 | 409 |

| NET YARDS | | | RUSHING YARDS | | |
|-----------|------|-------|---------------|------|-------|
| Rk. | Year | Yards | Rk. | Year | Yards |
| 1. | 2019 | 6,521 | 1. | 2019 | 3,296 |
| 2. | 2018 | 5,999 | 2. | 2020 | 3,071 |
| 3. | 2014 | 5,838 | 3. | 2003 | 2,674 |

DID YOU KNOW?

- During the John Harbaugh Era (since 2008) when rushing for at least 125 yards, the Ravens have produced a 79-19 record. Baltimore is 55-12 when rushing for at least 150 yards and 29-3 when tallying at least 200 yards, under Coach Harbaugh.
- Eight of the Ravens' all-time Top 13 rushing outputs have occurred since 2018, when QB Lamar Jackson became the starter: 404 at Cin. in 2020 (1st), 296 at Cle. in 2018 (4th), 294 vs. Dal. in 2020 (5th), 285 at LAR in 2019 (7th), 269 vs. Cin. in 2019 (9th), 267 vs. Cin. in 2018 (10th), 265 vs. Pit. in 2020 (11th) & 265 at Mia. in 2019 (11th).
- The 2020 Ravens became the first team in NFL history to have three players – QB Lamar Jackson, RB J.K. Dobbins & RB Gus Edwards – each tally at least 700 rushing yards and 6 rushing TDs.
- Since QB Lamar Jackson became Baltimore's starter in Week 11 of 2018, the Ravens have rushed for at least 200 yards in an NFL-high 21 games. (Tennessee is second with 11 such games.)

TOP 2021 RANKINGS

| NET YARDS PER GAME | | YARDS PER PLAY AVG. | |
|--------------------|------------------------------|---------------------|-----------------------------|
| 1. | Dallas 454.9 | 1. | LA Rams 6.53 |
| 2. | Tampa Bay 423.1 | 2. | Dallas 6.52 |
| 3. | Baltimore 417.6 | 3. | Tampa Bay 6.26 |
| 4. | Kansas City 412.9 | 4. | Baltimore 6.21 |

| AVG. YARDS PER COMP. | | RUSHING YPG | |
|----------------------|-----------------------------|-------------|------------------------------|
| 1. | Cincinnati 13.4 | 1. | Cleveland 161.1 |
| 2. | Baltimore 13.1 | 2. | Dallas 152.0 |
| | LA Rams 13.1 | 3. | Baltimore 149.4 |

2021: BIG PLAY OFFENSE

Entering Week 9, the Ravens' offense has registered 40 plays gaining 20+ yards, a mark that ties (NE) for the NFL's second most. Baltimore's 8 runs of 20+ yards rank No. 2, while the Ravens' 26 "big" pass plays tie (Ari.) for No. 6 in the league.

OFFENSIVE PLAYS GAINING 20+ YARDS / 2021 SEASON

| Rk. | Team | 20+ Plays | Runs | Passes |
|-----|-------------------------|-----------|----------|-----------|
| 1. | Tampa Bay Buccaneers | 43 | 3 | 40 |
| 2. | Baltimore Ravens | 40 | 8 | 32 |
| | New England Patriots | 40 | 6 | 34 |
| 4. | Las Vegas Raiders | 39 | 2 | 37 |

OFFENSIVE RANKINGS SINCE 2019 / ROMAN AS RAVENS O.C.

| POINTS PER GAME | | RUSHING YARDS PER GAME | |
|-----------------|-----------------------------|------------------------|------------------------------|
| 1. | Baltimore 30.4 | 1. | Baltimore 190.1 |
| 2. | Tampa Bay 30.1 | 2. | Tennessee 152.4 |
| 3. | New Orleans 28.6 | 3. | Cleveland 139.1 |

RAVENS SET NFL RECORD

From Week 11 of 2018, when QB Lamar Jackson became the Ravens' starter, through Week 9 of 2020, Baltimore scored 20+ points in 31 straight regular season games, marking the longest streak in NFL history.

CONSECUTIVE GAMES SCORING 20+ POINTS / NFL HISTORY

| Rk. | Team | Dates | Cons. Games |
|-----|------------------|--------------------------------|-------------|
| 1. | Baltimore | 11/18/2018 – 11/08/2020 | 31 |
| 2. | Denver | 12/02/2012 – 11/09/2014 | 30 |
| 3. | St. Louis | 09/12/1999 – 11/26/2000 | 28 |

MOST RUSHING YARDS IN A 16-GAME NFL SEASON

| Rk. | Team (Year) | Yards | Avg. | Att. |
|-----|-------------------------|--------------|-------------|------------|
| 1. | Baltimore (2019) | 3,296 | 5.53 | 596 |
| 2. | New England (1978) | 3,165 | 4.72 | 671 |
| 3. | Baltimore (2020) | 3,071 | 5.53 | 555 |
| 4. | Kansas City (1978) | 2,986 | 4.50 | 663 |
| 5. | Chicago (1984) | 2,974 | 4.41 | 674 |

RAVENS SPECIAL TEAMS NOTES



CHRIS HORTON
3RD SEASON AS RAVENS
SPECIAL TEAMS COORDINATOR

RAVENS SINCE 2011

6 KICKOFF RETURN TDs
NFL'S SECOND MOST
[TIED WITH KC]

6 PUNT RETURN TDs
NFL'S THIRD MOST
[TIED WITH CHI., DEN. & PHI.]

12 TOTAL RETURN TDs
NFL'S SECOND MOST
[TIED WITH MIN.]

DUVERNAY A TOP 2021 RETURNER

Entering Week 9, WR/RS Devin Duvernay owns a 16.9 PR average, ranking No. 1 in the NFL. His 270 PR yards also stand as the NFL's most.

NFL PUNT RETURN AVERAGE / 2021

| Rk. | Player (Team) | PR | Yards | Avg. | Long | TDs |
|-----|-----------------------|----|-------|------|------|-----|
| 1. | Devin Duvernay (Bal.) | 16 | 270 | 16.9 | 42 | 0 |
| 2. | Gunner Olszewski (NE) | 16 | 213 | 13.3 | 27 | 0 |
| 3. | Chester Rogers (Ten.) | 12 | 141 | 11.8 | 22 | 0 |

Entering Week 9, Duvernay ranks No. 5 in the league in kickoff return average (25.1).

NFL KICKOFF RETURN AVERAGE / 2021

| Rk. | Player (Team) | KOR | Yards | Avg. | Long | TDs |
|-----|-------------------------|-----|-------|------|------|-----|
| 1. | Deonte Harris (NO) | 11 | 308 | 28.0 | 39 | 0 |
| 2. | DeAndre Carter (Was.) | 21 | 538 | 25.6 | 101t | 1 |
| 3. | Isaiah McKenzie (Buf.) | 11 | 281 | 25.5 | 75 | 0 |
| 4. | Jakeem Grant Sr. (Chi.) | 14 | 354 | 25.3 | 34 | 0 |
| 5. | Devin Duvernay (Bal.) | 9 | 226 | 25.1 | 47 | 0 |

BALTIMORE BLOCK PARTY

BLOCKED KICKS / SINCE 2014

| Rk. | Team | Blocks |
|-----|-------------------|--------|
| 1. | New England..... | 20 |
| | Philadelphia..... | 20 |
| 3. | Denver..... | 19 |
| 4. | Baltimore..... | 16 |
| | Miami..... | 16 |

RAVENS' 16 BLOCKS (SINCE 2014): BREAKDOWN

| | | |
|----------------------|----------------|--------------------|
| Total Blocks..... 16 | 1st Qtr.4 | When Losing9 |
| FG Blocks..... 10 | 2nd Qtr.2 | When Winning.....5 |
| PAT Blocks.....3 | 3rd Qtr.....4 | When Tied2 |
| Punt Blocks.....3 | 4th Qtr.....6 | Record 12-4 |

A RICH HISTORY OF SPECIAL TEAMS

Following the retirement of longtime ST coordinator Jerry Rosburg, Chris Horton took over as the special teams coach in 2019. Horton, who served as Rosburg's assistant for three seasons (2016-18), leads the standout special teams battery.

SIX PRO BOWLERS

• Six Ravens have earned 12 combined Pro Bowl honors during the John Harbaugh Era (since 2008): ST Brendon Ayanbadejo (2008), K Billy Cundiff (2010), RS Jacoby Jones (2012), K Justin Tucker (2013, 2016 & 2019-20), LS Morgan Cox (2015, 2016 & 2019-20) and P Sam Koch (2015).

PRIME KICKER & PUNTER

• Four-time Pro Bowl K Justin Tucker, who the Ravens signed as a rookie free agent, owns the NFL's most FGs (305) since entering the NFL in 2012. With a 90.8% career success mark, "Tuck" is the most accurate kicker in league history (305-of-336 on FGAs). Earning his first Pro Bowl nod in 2015, P Sam Koch's 46.7 gross average ranked No. 9 in the NFL that season, while his 42.9 net average was No. 2. In 2017, Koch led the NFL in both punts inside the 10 (16) and the 20 (a franchise-record 40).

RAVENS' RETURN MEN SOAR

• Dating back to 2011, six different Ravens have returned punts for touchdowns: WR Michael Campanaro, WR Kaelin Clay, WR Tandon Doss, CB Cyrus Jones, WR Jacoby Jones and DB Lardarius Webb.

DUVERNAY CONTINUES ROOKIE KOR-TD TREND

• In Week 3 of 2020 vs. KC, then-rookie WR Devin Duvernay produced a 93-yard KOR-TD. It marked the NFL's first KOR-TD of 2020 and was the Ravens' sixth KOR-TD since 2011, tied with KC for the NFL's second most. Only the Vikings (7) have produced more KOR-TDs dating back to 2011. Duvernay became the fifth rookie in Ravens history to return a kickoff for a TD: Patrick Johnson (1998), Yamon Figurs (2007), Lardarius Webb (2009) and David Reed (2010).

NO. 1 KOR AVERAGE UNDER HARBAUGH

Since 2008, when John Harbaugh became the Ravens' head coach, Baltimore owns the NFL's No. 1 KOR average (24.9).

NFL KICKOFF RETURN AVERAGE [SINCE 2008 / HARBAUGH'S BALTIMORE TENURE]

| Rk. | Team | KOR | Yards | Avg. | Long | TDs |
|-----|-------------|-----|--------|------|------|-----|
| 1. | Baltimore | 535 | 13,302 | 24.9 | 108t | 8 |
| 2. | Minnesota | 581 | 14,108 | 24.3 | 109t | 10 |
| 3. | New Orleans | 493 | 11,743 | 23.8 | 106t | 2 |

RAVENS PERSONNEL NOTES



ERIC DeCOSTA

26TH SEASON WITH THE RAVENS
3RD AS EVP & GENERAL MANAGER

RAVENS SCOUTING HISTORY / SINCE 1996

29 HOMEOWN RAVENS
PRO BOWLERS

25 DRAFTED RAVENS TO
EARN PRO BOWL HONORS

4 UNDRAFTED ROOKIES TO
EARN PRO BOWL HONORS

HOMEOWN PRO BOWLERS

The Ravens have had 50 different players earn Pro Bowl honors since the team's 1996 inception. Of those, 29 are homegrown – 25 drafted and 4 signed as a rookie free agent.

RAVENS HOMEOWN PRO BOWLERS / SINCE 1996 INCEPTION

| Year | Drafted (Rd.) | Name | Pro Bowls |
|------------|---------------|----------------------------|-----------|
| 1996 (1st) | | LB Ray Lewis | 13 |
| 1996 (1st) | | T Jonathan Ogden | 11 |
| 2002 (1st) | | S Ed Reed | 9 |
| 2007 (3rd) | | G Marshal Yanda | 8 |
| 2003 (1st) | | OLB Terrell Suggs | 7 |
| 2006 (1st) | | DT Haloti Ngata | 5 |
| 1997 (1st) | | OLB Peter Boulware | 4 |
| 2010 (RFA) | | LS Morgan Cox # | 4 |
| 2014 (1st) | | LB C.J. Mosley | 4 |
| 2012 (RFA) | | K Justin Tucker # | 4 |
| 1999 (1st) | | CB Chris McAlister | 3 |
| 2008 (2nd) | | Ray Rice | 3 |
| 2018 (3rd) | | T Orlando Brown Jr. | 2 |
| 2001 (1st) | | TE Todd Heap | 2 |
| 2017 (1st) | | CB Marlon Humphrey | 2 |
| 2016 (5th) | | OLB Matthew Judon | 2 |
| 1996 (5th) | | WR/RS Jermaine Lewis | 2 |
| 2007 (4th) | | FB Le'Ron McClain | 2 |
| 2017 (RFA) | | FB Patrick Ricard # | 2 |
| 2000 (6th) | | OLB Adalius Thomas | 2 |
| 2018 (3rd) | | TE Mark Andrews | 1 |
| 2007 (1st) | | G Ben Grubbs | 1 |
| 2018 (1st) | | QB Lamar Jackson | 1 |
| 2013 (4th) | | FB Kyle Juszczyk | 1 |
| 2006 (6th) | | P Sam Koch | 1 |
| 2000 (1st) | | RB Jamal Lewis | 1 |
| 2002 (RFA) | | LB Bart Scott # | 1 |
| 2016 (1st) | | T Ronnie Stanley | 1 |
| 2013 (3rd) | | DT Brandon Williams | 1 |

Undrafted Rookie Free Agent

Bold Indicates 2020 Pro Bowler

FIRST-ROUND FINDS

The Ravens have tabbed 28 players in the first round. These picks have earned 65 combined Pro Bowls, multiple POTY Awards, an NFL MVP honor, two Super Bowl MVPs and three HOF selections.

RAVENS ALL-TIME FIRST-ROUND DRAFT PICKS

| Year | Name | Pick | Pro Bowls |
|------|-----------------------|------|-----------|
| 1996 | T Jonathan Ogden * ~ | 4 | 11 |
| 1996 | LB Ray Lewis + + ~ ~ | 26 | 13 |
| 1997 | LB Peter Boulware * | 4 | 4 |
| 1998 | CB Duane Starks | 10 | |
| 1999 | CB Chris McAlister | 10 | 3 |
| 2000 | RB Jamal Lewis * = | 5 | 1 |
| 2000 | WR Travis Taylor | 10 | |
| 2001 | TE Todd Heap | 31 | 2 |
| 2002 | S Ed Reed * + ~ | 24 | 9 |
| 2003 | OLB Terrell Suggs * + | 10 | 7 |
| 2003 | QB Kyle Boller | 19 | |
| 2005 | WR Mark Clayton * | 22 | |
| 2006 | DT Haloti Ngata * | 12 | 5 |
| 2007 | G Ben Grubbs * | 29 | 2 |
| 2008 | QB Joe Flacco ^ ~ | 18 | |
| 2009 | T Michael Oher * | 23 | |
| 2011 | CB Jimmy Smith | 27 | |
| 2013 | S Matt Elam | 32 | |
| 2014 | LB C.J. Mosley * | 17 | 4 |
| 2015 | WR Breshad Perriman | 26 | |
| 2016 | T Ronnie Stanley | 6 | 1 |
| 2017 | CB Marlon Humphrey | 16 | 2 |
| 2018 | TE Hayden Hurst | 25 | |
| 2018 | QB Lamar Jackson % | 32 | 1 |
| 2019 | WR Marquise Brown | 25 | |
| 2020 | ILB Patrick Queen * | 28 | |
| 2021 | WR Rashod Bateman | 27 | |
| 2021 | OLB Odafe Oweh | 31 | |

% NFL MVP ~ Super Bowl MVP + Defensive Player of the Year
= Offensive Player of the Year ~ Pro Football Hall of Fame
* All-Rookie Team ^ NFL Rookie of the Year (Fan Vote)

Baltimore has drafted three players (Ogden, Lewis & Reed) who were selected to the Pro Football Hall of Fame. For Ogden & Lewis, it was the first time ever two players were drafted in the same round (1st in 1996) by a team and reached the HOF in their initial year of eligibility.

Eric DeCosta has been with the franchise since Day One, first beginning as an intern during the inaugural 1996 season and then ascending to the personnel department's chief decision-maker in 2019. Prior to being named EVP/GM – succeeding the legendary Ozzie Newsome – DeCosta, 50, received GM interview offers annually from multiple teams in recent years. However, he never seriously considered leaving Baltimore, which has always aligned perfectly with what he envisioned to be his dream job.

RAVENS PERSONNEL NOTES



OZZIE NEWSOME

26TH SEASON WITH THE RAVENS
31ST SEASON IN FRONT OFFICE ROLE

"He and I have always been very different in a lot of ways, but so aligned. It's a special relationship in my life. I've learned a lot of football, but honestly, just a lot more about being a good person. So, I am extremely happy that Ozzie is going to play such a significant role moving forward for this organization."

- Ravens EVP & GM Eric DeCosta on Ozzie Newsome

"20/20 CLUB"

The Ravens' "20/20 Club" includes members of the personnel staff who started with as young assistants and grew into evaluators with more input. The term "20/20" refers to hiring 20-year-olds for \$20,000. But according to Ozzie Newsome: "The guys actually started when they were a little older than 20 and for more than \$20,000, but that's what we call them."

RAVENS "2020 CLUB" GRADUATES / CURRENT SCOUTS

| Name | Joined Ravens | Current Title |
|-------------------|------------------|-----------------------------------|
| George Kokinis | 1991 (w/ Browns) | Dir. of Player Personnel |
| Eric DeCosta | 1996 | EVP & General Manager |
| Joe Hortiz | 1998 | Dir. of Player Personnel |
| Mark Azevedo | 2005 | Asst. Dir. of College & Pro Pers. |
| David Blackburn | 2007 | National Scout |
| Andrew Raphael | 2013 | National Scout |
| Brandon Berning | 2015 | Midwest/SW Area Scout |
| Joey Cleary | 2015 | Southeast Area Scout |
| Corey Frazier | 2017 | West Coast Area Scout |
| "Q" Attenoukon | 2017 | Pro & College Scout |
| Patrick McDonough | 2018 | Pro & College Scout |
| Chas Stallard | 2018 | Southwest Area Scout |

ALL-PRO DRAFT PICKS

The Ravens' success drafting standout players cannot be ignored. Over the past 25 years, led by Ozzie Newsome and now Eric DeCosta, Baltimore has drafted 15 players who've gone on to earn AP first-team All-Pro honors. When including undrafted rookies LS Morgan Cox and K Justin Tucker, Baltimore has produced 17 "homegrown" AP first-team All-Pro selections.

MOST DRAFT CHOICES TO EARN AP FIRST-TEAM ALL-PRO (SINCE 1996 / RAVENS INCEPTION)

| | | | |
|--------------------------|---------------------|---------------------|--------------------|
| 1. Pittsburgh 17 | Marlon Humphrey (1) | Chris McAlister (1) | Ed Reed (5) |
| 2. New England . . 16 | Lamar Jackson (1) | Le'Ron McClain (1) | Ronnie Stanley (1) |
| 3. Baltimore . . . 15 | Jamal Lewis (1) | Haloti Ngata (2) | Terrell Suggs (1) |
| San Francisco . . 15 | Jermaine Lewis (1) | Jonathan Ogden (4) | Adalius Thomas (1) |
| | Ray Lewis (7) | Kelechi Osemele (1) | Marshal Yanda (2) |

SUCCESS ACROSS THE DRAFT BOARD

1ST ROUND

Jonathan Ogden ('96), Ray Lewis ('96), Peter Boulware ('97), Chris McAlister ('99), Jamal Lewis ('00), Todd Heap ('01), Ed Reed ('02), Terrell Suggs ('03), Haloti Ngata ('06), Ben Grubbs ('07), Joe Flacco ('08), Michael Oher ('09), Jimmy Smith ('11), C.J. Mosley ('14), Ronnie Stanley ('16), Marlon Humphrey ('17), Lamar Jackson ('18), Marquise Brown ('19), Patrick Queen ('20)

2ND ROUND

Jamie Sharper ('97), Anthony Weaver ('02), Ray Rice ('08), Paul Kruger ('09), Torrey Smith ('11), Courtney Upshaw ('12), Kelechi Osemele ('12), Tyus Bowser ('17), J.K. Dobbins ('20)

3RD ROUND

Casey Rabach ('01), Marshal Yanda ('07), Lardarius Webb ('09), Brandon Williams ('13), Orlando Brown Jr. ('18), Mark Andrews ('18)

4TH ROUND

Edwin Mulitalo ('99), Edgerton Hartwell ('01), Jarret Johnson ('03), Le'Ron McClain ('07), Dennis Pitta ('10), Kyle Juszczyk ('13), Za'Darius Smith ('15), Tavon Young ('16)

5TH ROUND

Jermaine Lewis ('96), Dawan Landry ('06), Arthur Jones ('10), Pernell McPhee ('11), Rick Wagner ('13), Nick Boyle ('15), Matthew Judon ('16)

6TH ROUND

Adalius Thomas ('00), Chester Taylor ('02), Sam Koch ('06), Tyrod Taylor ('11), Ryan Jensen ('13), Darren Waller ('15), Chuck Clark ('17), Bradley Bozeman ('18), DeShon Elliott ('18)

7TH ROUND

DeAngelo Tyson ('12), Michael Campanaro ('14), Zach Sieler ('18)

RFA

Mike Flynn ('97), Priest Holmes ('97), Will Demps ('02), Bart Scott ('02), Ma'ake Kemoeatu ('02), Jameel McClain ('08), Dannell Ellerbe ('09), Morgan Cox ('10), Justin Tucker ('12), James Hurst ('14), Zach Orr ('14), Patrick Onwuasor ('16), Michael Pierce ('16), Matt Skura ('16), Patrick Ricard ('17), Chris Board ('18), Gus Edwards ('18), Ty'Son Williams ('21)

Ozzie Newsome's legacy is unlike any the game has seen. Known throughout all of sports as a premier leader, he is a Hall of Fame player, the architect of Baltimore's 2000 and 2012 Super Bowl championship teams and an elite evaluator who became the NFL's first African American GM. In 2019, his longtime top lieutenant, Eric DeCosta, took over as the Ravens' EVP & GM. However, Newsome maintains a significant role within the organization as its executive VP.

RAVENS IRONMEN / TURNOVER NOTES

RAVENS IRONMEN

RAVENS CONSECUTIVE GAMES PLAYED / ACTIVE STREAKS



JUSTIN TUCKER
151



CHUCK CLARK
62



TYUS BOWSER
49

RAVENS CONSECUTIVE GAMES PLAYED / ALL-TIME STREAKS

| Rk. | Player | Games | Years |
|-----|--------------------|-------|--------------|
| 1. | Sam Koch | 239 | 2006-20 |
| 2. | Justin Tucker | 151 | 2012-present |
| 3. | Jarret Johnson | 129 | 2003-11 |
| 4. | Joe Flacco | 122 | 2008-15 |
| 5. | Anthony Levine Sr. | 117 | 2013-20 |
| 6. | Peter Boulware | 111 | 1997-2003 |

RAVENS ALL-TIME GAMES PLAYED

| Rk. | Player | Games | Years |
|-----|--------------------|-------|--------------|
| 1. | Sam Koch | 246 | 2006-present |
| 2. | Terrell Suggs | 229 | 2003-18 |
| 3. | Ray Lewis | 228 | 1996-2012 |
| 4. | Matt Stover | 207 | 1996-2008 |
| 5. | Jonathan Ogden | 177 | 1996-2007 |
| | Marshal Yanda | 177 | 2007-19 |
| 7. | Morgan Cox | 164 | 2010-20 |
| 8. | Joe Flacco | 163 | 2008-18 |
| 9. | Ed Reed | 160 | 2002-12 |
| 10. | Justin Tucker | 151 | 2012-present |
| 11. | Jarret Johnson | 143 | 2003-11 |
| 12. | Anthony Levine Sr. | 136 | 2012-present |
| 13. | Chris McAlister | 135 | 1999-2008 |
| | Haloti Ngata | 135 | 2006-14 |
| 15. | Kelly Gregg | 134 | 2001-10 |
| 16. | Mike Flynn | 133 | 1998-2007 |
| | Todd Heap | 133 | 2001-10 |

MOST REGULAR SEASON GAMES PLAYED RAVENS FRANCHISE HISTORY



SAM KOCH
246



TERRELL SUGGS
229



RAY LEWIS
228

TURNOVER MARGIN SINCE 2008

Since John Harbaugh's 2008 Baltimore arrival, the Ravens have produced the NFL's fifth-best turnover differential (+56).

NFL's TOP TURNOVER DIFFERENTIALS [SINCE 2008 / JOHN HARBAUGH ERA]

| Rk. | Team | Takeaways | Giveaways | Turnover Diff. |
|-----|------------------|------------|------------|----------------|
| 1. | New England | 378 | 220 | +158 |
| 2. | Green Bay | 351 | 231 | +120 |
| 3. | Seattle | 345 | 267 | +78 |
| 4. | Kansas City | 337 | 276 | +61 |
| 5. | Baltimore | 337 | 281 | +56 |
| 6. | New Orleans | 318 | 286 | +32 |

Note: The Ravens (-1) tie for 17th in the NFL in 2021.

TURNOVER MARGIN AT HOME

Baltimore owns a +56 differential at home during the John Harbaugh Era, ranking as the league's fourth-best mark.

NFL's TOP TURNOVER DIFFERENTIALS / AT HOME [SINCE 2008 / JOHN HARBAUGH ERA]

| Rk. | Team | Takeaways | Giveaways | Turnover Diff. |
|-----|------------------|------------|------------|----------------|
| 1. | Green Bay | 196 | 101 | +95 |
| 2. | New England | 196 | 114 | +82 |
| 3. | Seattle | 184 | 124 | +60 |
| 4. | Baltimore | 184 | 128 | +56 |

TURNOVER TABLE SINCE 2000

| Year | TA/TO | Plus/Minus | Record |
|--------------|----------------|------------|----------------|
| 2021 | 7/8 | -1 | 5-2 |
| 2020 | 22/18 | +4 | 11-5 |
| 2019 | 25/15 | +10 | 14-2 |
| 2018 | 17/20 | -3 | 10-6 |
| 2017 | 34/17 | +17 | 9-7 |
| 2016 | 28/23 | +5 | 8-8 |
| 2015 | 14/28 | -14 | 5-11 |
| 2014 | 22/20 | +2 | 10-6 |
| 2013 | 24/29 | -5 | 8-8 |
| 2012 | 25/16 | +9 | 10-6 |
| 2011 | 26/24 | +2 | 12-4 |
| 2010 | 27/20 | +7 | 12-4 |
| 2009 | 32/22 | +10 | 9-7 |
| 2008 | 34/21 | +13 | 11-5 |
| 2007 | 23/40 | -17 | 5-11 |
| 2006 | 40/23 | +17 | 13-3 |
| 2005 | 26/36 | -10 | 6-10 |
| 2004 | 34/23 | +11 | 9-7 |
| 2003 | 41/38 | +3 | 10-6 |
| 2002 | 31/32 | -1 | 7-9 |
| 2001 | 28/36 | -8 | 10-6 |
| 2000 | 49/26 | +23 | 12-4 |
| Total | 609/535 | +74 | 206-137 |

THE RAVENS ARE...

SINCE 2000, HERE ARE THE RAVENS' RECORDS IN A GAME:

When turnover ratio is +2 or better 86-5
 When turnover ratio is +1 or better 128-19
 When turnover ratio is even 42-28
 When turnover ratio is negative 36-90

THAT M&T MAGIC

HOME UNDER HARBS

Under John Harbaugh (since 2008) the Ravens own the NFL's third-best home winning percentage (.741), going 80-28 at M&T Bank Stadium.

NFL'S BEST REGULAR SEASON HOME RECORDS (JOHN HARBAUGH ERA / SINCE 2008)

| Rk. | Team | Record | Pct. |
|-----|-------------------------|--------------|-------------|
| 1. | New England Patriots | 88-21 | .807 |
| 2. | Green Bay Packers | 81-24-2 | .766 |
| 3. | Baltimore Ravens | 80-28 | .741 |
| 4. | Pittsburgh Steelers | 77-31 | .713 |
| 5. | New Orleans Saints | 75-32 | .701 |

RAVENS DEFEND THE BANK

The Ravens have been outstanding at home since they arrived in Baltimore. Below are their respective home records and corresponding NFL rankings during several periods.

RAVENS HOME RECORDS / NFL RANKINGS

| Time Period (Milestone) | Record | NFL Rank |
|--------------------------------------|----------|----------|
| Since 2010 (Past 12 Seasons) | 68-24 | 3 |
| Since 2008 (John Harbaugh's Arrival) | 80-28 | 3 |
| Since 2000 (First Super Bowl Season) | 126-46 | 2 |
| Since 1998 (M&T Bank Stadium Opened) | 134-54 | 3 |
| Since 1996 (Team's Inception) | 141-62-1 | 4 |

HOME "D" UNDER HARBS (SINCE 2008)

17.3

POINTS ALLOWED
PER GAME
(NFL'S BEST)

77.4

OPPONENT PASSER
RATING
(NFL'S 2ND BEST)
*BUFFALO - 76.4

306.1

YARDS ALLOWED
PER GAME
(NFL'S 2ND BEST)
*PITTSBURGH - 306.0

X DATING BACK TO 2008, THE RAVENS HAVE OUTSCORED OPPONENTS 2,796 TO 1,866 AT HOME. IN THEIR 80 WINS DURING THIS SPAN, THE MARGIN OF VICTORY HAS BEEN 14.6 POINTS PER GAME.

X THE RAVENS OWN A +930 POINT DIFFERENTIAL AT HOME UNDER JOHN HARBAUGH, RANKING NO. 3 IN THE NFL (NE IS +1,195 & GB IS +968).

X BALTIMORE IS 37-0 UNDER HARBAUGH WHEN ALLOWING 12 POINTS OR FEWER AT HOME.

HOME "D" DOMINANCE DATES WAY BACK

The Ravens' "D" has been stout at home for many seasons. Since 2003, Baltimore ranks at the top in several key categories:

BEST NFL DEFENSES AT HOME / SINCE 2003

| POINTS PER GAME (Fewest Allowed) | TOTAL DEFENSE (Fewest Yards Allowed) |
|-------------------------------------|---|
| 1. Baltimore 17.0 | 1. Baltimore 299.2 |
| 2. New England 17.3 | Pittsburgh 299.2 |
| 3. Pittsburgh 18.4 | 3. NY Jets 317.8 |
| INTERCEPTIONS | DEFENSIVE TDs |
| 1. New England 178 | 1. Arizona 33 |
| 2. Buffalo 170 | 2. Baltimore 32 |
| Green Bay 170 | 3. Tennessee 29 |
| 4. Baltimore 169 | 4. Green Bay 27 |

HOME FAST FACTS

- Under head coach John Harbaugh, the Ravens are 20-4 in September home games. The Ravens have won 23 of their past 27 home games in the month of September (dating back to 2006).
- Under Coach Harbaugh, the Ravens are 22-6 in November home games, producing the NFL's second-best such record. The Ravens have won 20 of their past 25 home games during the month.
- The Ravens are 24-8 at home in the month of December under John Harbaugh and 44-16 in such games during their history.
- Under Coach Harbaugh (since 2008), Baltimore has gone 21-5 against NFC teams at M&T Bank Stadium, producing the best home record by an AFC squad vs. the "other" conference.
- Baltimore has won 24 of its last 29 home games vs. NFC teams.
- In their history, the Ravens have hosted 22 games when the temperature was below 40 degrees. Baltimore is 19-3 in such cold weather games.
- Baltimore is 8-2 at home in November against AFC North foes under Harbaugh. Overall under Harbaugh, the Ravens are 27-13 in home games played against AFC North foes.
- Baltimore has won 22 of its last 32 home games vs. AFC North foes.
- The Ravens are 18-4 at home all time against teams from the West Coast (Ari. - 3-1, LV - 6-1, LAC - 4-1, SF - 3-0 & Sea. - 2-1).

BEST HOME DEFENSE

Baltimore has permitted an NFL-low 17.3 ppg at home during the John Harbaugh Era. Under "Harbs," the Ravens are 35-0 at home when allowing 10 points or fewer. In 23 of those games, the Ravens gave up no more than 7 points.

FEWEST POINTS PER GAME ALLOWED AT HOME (SINCE 2008 / JOHN HARBAUGH ERA)

| | |
|------------------|-------------|
| BALTIMORE | 17.3 |
| NEW ENGLAND | 18.5 |
| PITTSBURGH | 18.8 |



ALL-TIME RESULTS / TRENDS

RAVENS REGULAR SEASON RECORDS

| | Overall Record | Home | Away |
|----------------------------------|-----------------------|-------------|-------------|
| Overall | 230-176-1 | 141-62-1 | 89-114 |
| In M&T Bank Stadium (since 1998) | 134-54 | 134-54 | n/a |
| Coached by Ted Marchibroda | 16-31-1 | 11-12-1 | 5-19 |
| Coached by Brian Billick | 80-64 | 50-22 | 30-42 |
| Coached by John Harbaugh | 134-81 | 80-28 | 54-53 |
| vs. AFC Teams | 171-137 | 104-52 | 67-85 |
| vs. AFC North | 67-48 | 39-19 | 28-29 |
| vs. AFC Central (1996-2001) | 26-28 | 13-14 | 13-14 |
| vs. AFC East | 27-21 | 19-5 | 8-16 |
| vs. AFC South | 23-18 | 15-6 | 8-12 |
| vs. AFC West | 28-22 | 18-8 | 10-14 |
| vs. NFC Teams | 59-39-1 | 37-10-1 | 22-29 |
| vs. NFC North | 9-8 | 6-2 | 3-6 |
| vs. NFC Central (1996-2001) | 3-5 | 3-1 | 0-4 |
| vs. NFC East | 17-9-1 | 10-2-1 | 7-7 |
| vs. NFC South | 12-8 | 6-4 | 6-4 |
| vs. NFC West | 18-9 | 12-1 | 6-8 |
| On Monday Night Football | 15-13 | 6-3 | 9-10 |
| On Tuesday | 1-0 | 1-0 | 0-0 |
| On Wednesday | 0-1 | 0-0 | 0-1 |
| On Thursday Night Football | 8-5 | 7-1 | 1-4 |
| On Saturday | 4-1 | 2-0 | 2-1 |
| On Sunday Night Football | 16-14 | 10-3 | 6-11 |
| In Overtime | 14-15-1 | 8-5-1 | 6-10 |
| Ravens Shutout Wins | 14-0 | 6-0 | 8-0 |
| In Season Openers | 14-12 | 9-4 | 5-8 |
| Indoors | 8-16 | n/a | 8-16 |

Note: Baltimore has played in Houston's Reliant/NRG Stadium six times (4-2), Indy's Lucas Oil Stadium three times (1-2), Dallas' Texas Stadium once (1-0), Atlanta's Mercedes-Benz Stadium once (1-0) and Las Vegas' Allegiant Stadium once (0-1). Four of those games at Reliant Stadium/NRG Stadium (12/13/10, 10/21/12, 12/21/14 & 9/20/20), and one at Allegiant Stadium (9/13/21), came when the roof was closed, meaning those games were "indoors," while the other games listed are considered "outdoors" due to open roofs. One of these games at Lucas Oil Stadium (11/8/20) came when the roof was opened, deeming that an outdoor game.

| | | | |
|--------------|---------|---------|-------|
| In August | 0-1 | 0-1 | 0-0 |
| In September | 54-34 | 34-9 | 20-25 |
| In October | 45-53 | 23-21 | 22-32 |
| In November | 62-42-1 | 37-15-1 | 25-27 |
| In December | 63-42 | 44-16 | 19-26 |
| In January | 6-4 | 3-0 | 3-4 |

RAVENS REGULAR RESULTS WHEN...

| Team | Since 2000 | Since 2008 | 2021 | Offense | Since 2000 | Since 2008 | 2021 |
|---------------------------------|-------------------|-------------------|-------------|-----------------------------------|-------------------|-------------------|-------------|
| Record | 206-137 | 134-81 | 5-2 | Scoring 20 or more points | 166-53 | 116-38 | 4-1 |
| vs. AFC North (since 2002) | 67-48 | 49-30 | 0-1 | Scoring 30 or more points | 76-7 | 56-5 | 3-0 |
| vs. AFC | 154-105 | 100-62 | 4-2 | Having 20 or more first downs | 103-56 | 81-37 | 4-2 |
| vs. NFC | 52-32 | 34-19 | 1-0 | Totaling 350 or more net yards | 105-47 | 80-32 | 4-2 |
| Home | 126-46 | 80-28 | 3-1 | At least 35 minutes time of poss. | 60-8 | 40-6 | 2-0 |
| Away | 80-91 | 54-53 | 2-1 | Rushing for 150 or more yards | 80-20 | 55-12 | 2-1 |
| On grass | 108-78 | 70-42 | 4-2 | When not throwing an INT | 117-27 | 79-20 | 2-1 |
| Artificial turf | 98-59 | 64-39 | 1-0 | With a 100-yard rusher | 71-23 | 43-10 | 1-0 |
| Outdoors | 199-124 | 126-72 | 4-1 | Without a 100-yard rusher | 135-114 | 91-71 | 4-2 |
| Indoors | 7-13 | 6-8 | 1-1 | With a 100-yard receiver | 43-26 | 31-17 | 3-0 |
| September | 46-27 | 31-16 | 2-1 | Without a 100-yard receiver | 163-111 | 103-64 | 2-2 |
| October | 42-42 | 26-26 | 3-1 | With a 300-yard passer | 24-19 | 22-14 | 2-0 |
| November | 57-30 | 37-16 | 0-0 | Without a 300-yard passer | 183-118 | 113-67 | 4-2 |
| December | 55-35 | 36-21 | 0-0 | Defense | Since 2000 | Since 2008 | 2021 |
| January | 6-3 | 4-2 | 0-0 | When scoring a defensive TD | 51-7 | 29-5 | 0-0 |
| Leading at halftime | 163-27 | 108-21 | 3-1 | When returning an INT for a TD | 35-3 | 17-2 | 0-0 |
| Trailing at halftime | 31-98 | 18-55 | 2-1 | When returning a fumble for a TD | 19-4 | 15-3 | 0-0 |
| Tied at halftime | 12-12 | 8-5 | 0-0 | Recording 3 or more sacks | 107-40 | 61-26 | 1-1 |
| Tied after 3 quarters | 5-8 | 3-4 | 0-0 | Holding opp. under 250 net yards | 74-20 | 47-7 | 1-0 |
| Leading After 3 quarters | 176-20 | 118-15 | 3-1 | Holding opp. under 21 points | 165-37 | 108-16 | 3-0 |
| Trailing after 3 quarters | 25-109 | 13-62 | 2-1 | Holding opp. under 15 points | 122-15 | 74-5 | 2-0 |
| Decided by 7 points or fewer | 84-77 | 53-53 | 3-1 | Allowing a 100-yard rusher | 21-30 | 13-20 | 0-0 |
| Decided by 3 points or fewer | 46-41 | 30-27 | 2-0 | Not allowing a 100-yard rusher | 185-107 | 121-61 | 5-2 |
| When scoring first | 141-43 | 97-28 | 2-1 | Allowing a 100-yard receiver | 40-44 | 24-28 | 2-2 |
| When not scoring first | 65-94 | 37-53 | 3-1 | Not allowing a 100-yard receiver | 166-93 | 110-53 | 3-0 |
| Positive or even turnover ratio | 170-47 | 106-35 | 3-1 | Allowing a 300-yard passer | 29-30 | 20-24 | 2-2 |
| Negative turnover ratio | 36-90 | 28-46 | 2-1 | Not allowing a 300-yard passer | 177-107 | 114-57 | 3-0 |
| Winning penalty ratio | 89-55 | 58-29 | 1-1 | | | | |
| Losing penalty ratio | 101-71 | 64-43 | 4-1 | | | | |
| Overtime | 12-13 | 8-10 | 1-1 | | | | |
| When returning a KOR for a TD | 5-4 | 5-3 | 0-1 | | | | |
| When returning a PR for a TD | 9-3 | 5-1 | 0-0 | | | | |

PLAYER NOTES - JACKSON



LAMAR JACKSON
#8 | QUARTERBACK

1X FIRST-TEAM ALL PRO
1X PRO BOWLER

2019
NFL MVP
UNANIMOUS

CAREER NOTES

- ✗ Baltimore is 35-9 with Jackson as its regular season starter. Since his first NFL start (Week 11 of '18), Jackson's 35 wins tie Aaron Rodgers for the most among all NFL QBs. Jackson is also the fastest QB in NFL history to reach 30 regular season wins and the first to reach 35 before the age of 25.
- ✗ In 2020, Jackson (1,005) became the first QB in NFL history to surpass the 1,000-yard rushing milestone in multiple seasons, also doing so in 2019 (1,206).
- ✗ Jackson tallied 26 TD passes and 7 rushing TDs in 2020, joining Deshaun Watson (2018-19) as the only QBs with at least 25 TD passes and 5 rushing TDs in consecutive seasons in NFL history.
- ✗ Jackson is the fastest QB in league history (35 games) to reach 5,000 passing yards and 2,000 rushing yards. He's also the first player in NFL history to reach 5,000 passing yards and 2,500 rushing yards in the first three seasons of a career.
- ✗ Jackson (9), Michael Vick (8) and Russell Wilson (4) own the Top 3 "double-triples" (at least 100 rushing and passing yards in the same game) in league history.
- ✗ Jackson has produced nine career regular season games with at least 100 rushing yards, marking the second most by a QB in NFL history (Mike Vick - 10).

MOST REGULAR SEASON WINS BY A STARTING QB (SINCE WEEK 11 OF 2018 / JACKSON'S FIRST NFL START)

| Rk. | Quarterback (Team) | Record |
|-----|-----------------------|--------|
| 1. | Lamar Jackson (Bal.) | 35-9 |
| | Aaron Rodgers (GB) | 35-12 |
| 3. | Tom Brady (NE/TB) | 33-13 |
| 4. | Patrick Mahomes (KC) | 32-11 |
| 5. | Josh Allen (Buf.) | 31-14 |
| | Russell Wilson (Sea.) | 31-13 |

JACKSON'S PASS RANKINGS SINCE 2019

| PASS TD PERCENTAGE [NFL RANK] | TD/INT RATIO [NFL RANK] | PASSING TOUCHDOWNS [NFL RANK] | PASSER RATING [NFL RANK] |
|----------------------------------|----------------------------|----------------------------------|-----------------------------|
| 1 7.2% | 5 3.60 | 7 72 | 7 104.6 |

2019 UNANIMOUS MVP

- ✗ Jackson is the only QB in NFL history to produce at least 3,000 passing yards and 1,000 rushing yards in a single season (2019). (He had 3,127 passing & 1,206 rushing yards in 2019.)
- ✗ In 2019, Jackson (36/7) became the third QB in NFL history with at least 35 passing TDs & 7 rushing TDs. Steve Young (1994), Cam Newton (2015) and Josh Allen (2020) have also done this.
- ✗ Jackson was responsible for an NFL-best 43 total TDs (36 passing & 7 rushing) in 2019. His 36 TD passes led the NFL and are the most in franchise single-season history.
- ✗ In his final eight games of 2019 (he sat out Week 17), Jackson threw 25 TDs and 1 INT, completing 69.4% of his passes for 1,477 yards and a 130.3 rating. He had 630 rushing yards & 4 rush TDs.
- ✗ Jackson rushed for 1,206 yards in 2019, marking the most by a quarterback in NFL single-season history.
- ✗ Jackson threw at least 4 TDs in an NFL-best four games in 2019. He also threw at least 3 TDs in an NFL-best eight games.
- ✗ In 2019's Week 15 win vs. NYJ, Jackson rushed for at least 85 yards while throwing for 5 TDs for the second time in his career. (He also did this on 11/25/19 at LAR.) Cam Newton is the only other player in NFL history to accomplish the 85 rushing yards/5 passing TDs feat in a game, doing so in 2015.
- ✗ Jackson posted two perfect passer ratings in 2019 (at Cin. & Mia.), making him one of two QBs in NFL history (Ben Roethlisberger, 2007) to attain the 158.3 mark twice in a season.
- ✗ In Weeks 11 (vs. Hou.) and 12 (at LAR) of 2019, Jackson became the first NFL player ever to throw at least 4 passing TDs and have at least 50 rush yards in back-to-back games.
- ✗ Jackson owns the NFL single-season record for most 100-yard rushing games (5 in 2019) by a quarterback.
- ✗ In 2019's Week 6 victory over Cincinnati, Jackson became the first player ever to pass for 200 yards (236) and rush for 150 yards (152) in a regular season game. (Colin Kaepernick also accomplished this feat in a 2013 playoff game.)
- ✗ In the 2019 Divisional Playoff vs. Tennessee, Jackson became the first player in NFL history with at least 350 passing yards (365) and 100 rushing yards (143) in any game.

PLAYER NOTES - JACKSON

In 2021's Week 3 win at Detroit, QB Lamar Jackson tied Patrick Mahomes and Hall of Famers Dan Marino and Kurt Warner for the most victories (32) in a QB's first 40 regular season starts. (Jackson is now 35-9 as a starter.)

BEST RECORD BY A QB IN HIS FIRST 40 NFL STARTS [SINCE 1970 MERGER]

| Rk. Quarterback | Record |
|-----------------------|--------|
| 1. Lamar Jackson..... | 32-8 |
| Patrick Mahomes..... | 32-8 |
| Dan Marino..... | 32-8 |
| Kurt Warner..... | 32-8 |

PASSING TOUCHDOWNS

RAVENS SINGLE-GAME HISTORY

| QB/Date/Opponent | TDs |
|--------------------------------------|-----|
| Lamar Jackson, 12/12/19 vs. NYJ..... | 5 |
| Lamar Jackson, 11/25/19 at LAR..... | 5 |
| Lamar Jackson, 9/8/19 at Mia..... | 5 |
| Joe Flacco, 10/12/14 at TB..... | 5 |
| Tony Banks, 9/10/00 vs. Jax..... | 5 |

COMPLETION PERCENTAGE

RAVENS SINGLE-GAME HISTORY

| QB/Date/Opponent | Pct. |
|--|------|
| Lamar Jackson, 11/10/19 at Cin.. | 88.2 |
| Lamar Jackson, 10/11/21 vs. Ind. | 86.0 |
| Lamar Jackson, 9/8/19 at Mia..... | 85.0 |
| Lamar Jackson, 11/8/20 at Ind. | 82.6 |

PASSER RATING

RAVENS SINGLE-GAME HISTORY

| QB/Date/Opponent | Rate |
|--------------------------------------|-------|
| Lamar Jackson, 11/10/19 at Cin. | 158.3 |
| Lamar Jackson, 9/8/19 at Mia..... | 158.3 |
| Joe Flacco, 10/12/14 at TB..... | 149.7 |

Jackson is the youngest QB in NFL history to produce a perfect passer rating. Incredibly, he's done it twice.

CONSECUTIVE PASSES, NO INTs

RAVENS SINGLE-GAME HISTORY

| QB/Dates | Passes |
|---|--------|
| Lamar Jackson, 11/25/18 -- 9/29/19 | 248 |
| Lamar Jackson, 10/6/19 -- 12/8/19..... | 181 |
| Joe Flacco, 9/25/16 -- 10/23/16..... | 176 |

With 107 rushing yards in Week 2 vs. Kansas City, Lamar Jackson eclipsed 3,000 rushing yards in his 48th career game, becoming the fastest QB in NFL history to reach that milestone. (Mike Vick, 61 games, is second fastest.)

PASSING TOUCHDOWNS

RAVENS SINGLE-SEASON HISTORY

| Rk. Quarterback (Year) | TDs |
|---------------------------------|-----|
| 1. Lamar Jackson (2019)..... | 36 |
| 2. Vinny Testaverde (1996)..... | 33 |
| 3. Joe Flacco (2014)..... | 27 |
| 4. Lamar Jackson (2020)..... | 26 |
| 5. Joe Flacco (2010)..... | 25 |

PASSER RATING

RAVENS SINGLE-SEASON HISTORY

| Rk. Quarterback (Year) | Rate |
|------------------------------|-------|
| 1. Lamar Jackson (2019)..... | 113.3 |
| 2. Lamar Jackson (2020)..... | 99.3 |
| 3. Joe Flacco (2010)..... | 93.6 |
| 4. Joe Flacco (2014)..... | 91.0 |
| 5. Joe Flacco (2009)..... | 88.9 |

TD PASS PERCENTAGE

RAVENS SINGLE-SEASON HISTORY

| Rk. Quarterback (Year) | TD% |
|---------------------------------|-----|
| 1. Lamar Jackson (2019)..... | 9.0 |
| 2. Lamar Jackson (2020)..... | 6.9 |
| 3. Vinny Testaverde (1996)..... | 6.0 |
| 4. Tony Banks (1999)..... | 5.3 |
| Trent Dilfer (2000)..... | 5.3 |

NFL PASSING YARDS PER GAME / 2021

| Rk. | Player (Team) | YPG |
|-----|------------------------|-------|
| 1. | Tom Brady (TB) | 331.3 |
| 2. | Derek Carr (LV) | 324.1 |
| 3. | Matthew Stafford (LAR) | 309.6 |
| 4. | Dak Prescott (Dal.) | 302.2 |
| 5. | Patrick Mahomes (KC) | 296.0 |
| 6. | Justin Herbert (LAC) | 284.9 |
| 7. | Kyler Murray (Ari.) | 284.5 |
| 8. | Josh Allen (Buf.) | 281.7 |
| 9. | Kirk Cousins (Min.) | 279.0 |
| 10. | Lamar Jackson (Bal.) | 277.6 |

NFL RUSHING YARDS PER GAME / 2021

| Rk. | Player (Team) | YPG |
|-----|-----------------------------|-------|
| 1. | Derrick Henry (Ten.) | 117.1 |
| 2. | Nick Chubb (Cle.) | 97.3 |
| 3. | Ezekiel Elliott (Dal.) | 81.6 |
| 4. | Jonathan Taylor (Ind.) | 81.1 |
| 5. | Darrell Henderson Jr. (LAR) | 72.4 |
| 6. | Joe Mixon (Cin.) | 71.5 |
| 7. | James Robinson (Jax.) | 68.9 |
| 8. | Lamar Jackson (Bal.) | 68.6 |
| | Alvin Kamara (NO) | 68.6 |

PLAYER NOTES - JACKSON

100-YARD REGULAR SEASON RUSHING GAMES [QB's / SINGLE-SEASON NFL HISTORY]

1. Lamar Jackson (2019) 5
2. Russell Wilson (2014)..... 3
Michael Vick (2006) 3
Michael Vick (2004) 3

CAREER 100-YARD REGULAR SEASON RUSHING GAMES [QB's / NFL HISTORY]

1. Michael Vick10
2. Lamar Jackson 9
3. Russell Wilson 4
4. R. Cunningham, B. Douglass 3
D. McNabb, C. Newton & T. Rote 3

MOST CAREER GAMES W/ 5 TD PASSES & 85+ RUSHING YARDS [NFL HISTORY]

1. Lamar Jackson 2
2. Cam Newton 1

Newton's "5/85" game came during his 2015 NFL MVP campaign, just as Jackson's were in 2019.

MOST GAMES WITH 5 TD PASSES [NFL SINGLE-SEASON HISTORY]

1. Peyton Manning (2004)* 4
2. Lamar Jackson (2019)* 3
Cam Newton (2015)* 3
Drew Brees (2011) 3
Tom Brady (2007)* 3
Daunte Culpepper (2004) 3

*Won NFL MVP

MOST GAMES WITH 4+ TD PASSES [2019 SEASON]

1. Lamar Jackson (Bal.) 4
2. Jimmy Garoppolo (SF) 3
Daniel Jones (NYG) 3
Jameis Winston (TB) 3

MOST GAMES WITH 3+ TD PASSES [2019 SEASON]

1. Lamar Jackson (Bal.) 8
2. Drew Brees (NO) 7
3. Dak Prescott (Dal.) 6
4. Patrick Mahomes (KC) 5
Matthew Stafford (Det.) 5
Deshaun Watson (Hou.) 5
Jameis Winston (TB) 5

TOTAL TOUCHDOWNS [2019 SEASON]

1. Lamar Jackson (Bal.) 43
2. Russell Wilson (Sea.) 34
Jameis Winston (TB) 34

PASSING TOUCHDOWNS [2019 SEASON]

1. Lamar Jackson (Bal.) 36
2. Jameis Winston (TB) 33
3. Russell Wilson (Sea.) 31

NFL PASSER RATING [2019 SEASON]

1. Ryan Tannehill (Ten.) 117.5
2. Drew Brees (NO) 116.3
3. Lamar Jackson (Bal.) 113.3

MOST RUSHING YARDS [QUARTERBACKS / SINGLE-SEASON HISTORY]

1. Lamar Jackson (2019) 1,206
2. Michael Vick (2006) 1,039
3. Lamar Jackson (2020) 1,005
4. Bobby Douglass (1972) 968
5. Randall Cunningham (1990) 942

MOST GAMES WITH 2+ PASSING TDs AND 50+ RUSHING YARDS [SINCE 1970 MERGER]

- ENTIRE CAREER -


| Rk. | Player | 2+/50+ GAMES | GP/GS |
|-----|--------------------|--------------|---------|
| 1. | Cam Newton | 23 | 140/139 |
| 2. | Randall Cunningham | 20 | 161/135 |
| | Michael Vick | 20 | 143/115 |
| 4. | Steve Young | 19 | 169/143 |
| 5. | Russell Wilson | 16 | 149/149 |
| 6. | Lamar Jackson | 15 | 53/44 |

- FIRST FOUR SEASONS -

| Rk. | Player | 2+/50+ GAMES |
|-----|---------------------------|--------------|
| 1. | Lamar Jackson (Bal.) | 15 |
| 2. | Cam Newton (Car.) | 13 |
| 3. | Russell Wilson (Sea.) | 8 |
| 4. | Josh Allen (Buf.) | 7 |
| | Randall Cunningham (Phi.) | 7 |
| 6. | Kyler Murray (Ari.) | 6 |
| | Michael Vick | 6 |



PLAYER NOTES - ANDREWS



MARK ANDREWS
#89 | TIGHT END

1X
PRO BOWLER

20
RECEIVING TDs SINCE 2019,
TIED FOR THE MOST
BY ANY NFL TIGHT END

5
MULTI-TD PERFORMANCES
SINCE 2019, RANKING NO. 1
AMONG NFL TEs

THE ANDREWS IMPACT

NFL RECEIVING LEADERS / TIGHT ENDS / SINCE 2019

RECEIVING YARDS

| Rk. | Tight End | Yards |
|-----|---------------------|--------------|
| 1. | Travis Kelce | 3,205 |
| 2. | Darren Waller | 2,719 |
| 3. | Mark Andrews | 2,069 |
| 4. | George Kittle | 1,914 |
| 5. | Mike Gesicki | 1,748 |
| 6. | Hunter Henry | 1,562 |

RECEPTIONS

| Rk. | Tight End | Receptions |
|-----|---------------------|------------|
| 1. | Travis Kelce | 247 |
| 2. | Darren Waller | 230 |
| 3. | Mark Andrews | 159 |
| 4. | George Kittle | 152 |
| 5. | Zach Ertz | 149 |
| 6. | T.J. Hockenson | 147 |

RECEIVING TOUCHDOWNS

| Rk. | Tight End | Touchdowns |
|-----|---------------------|------------|
| 1. | Mark Andrews | 20 |
| | Travis Kelce | 20 |
| 3. | Jared Cook | 18 |
| 4. | Darren Waller | 14 |
| | Robert Tonyan | 14 |

20+ YARD RECEPTIONS

| Rk. | Tight End | 20+ Receptions |
|-----|---------------------|----------------|
| 1. | Travis Kelce | 42 |
| 2. | Mark Andrews | 36 |
| | Darren Waller | 36 |
| 4. | Mike Gesicki | 27 |
| | George Kittle | 27 |

ANDREWS TOP 3 IN TD CATCHES

Only three Ravens have posted at least 10 receiving TDs in a season, and that list includes TE Mark Andrews, whose 2019 Pro Bowl campaign was spectacular.

MOST RAVENS RECEIVING TDs / SINGLE-SEASON HISTORY

| Rk. | Tight End | Receiving TDs |
|-----|----------------------------|---------------|
| 1. | Michael Jackson (1996) | 14 |
| 2. | Torrey Smith (2014) | 11 |
| 3. | Mark Andrews (2019) | 10 |

ALL-TIME GREAT SEASON BY A RAVENS TE

TE Mark Andrews' 10 TD catches in 2019 ranked No. 1 by a tight end in Ravens single-season history, while his 852 receiving yards were second.

SINGLE-SEASON / RAVENS TIGHT END RECORDS

MOST RECEIVING YARDS

| | | |
|----|----------------------------|------------|
| 1. | Todd Heap (2005) | 855 |
| 2. | Mark Andrews (2019) | 852 |
| 3. | Todd Heap (2002) | 836 |
| 4. | Shannon Sharpe (2001) | 811 |

MOST RECEIVING TDs

| | | |
|----|----------------------------|-----------|
| 1. | Mark Andrews (2019) | 10 |
| 2. | Mark Andrews (2020) | 7 |
| | Todd Heap (2005) | 7 |
| | Dennis Pitta (2012) | 7 |

ANDREWS HAS EYES FOR THE END ZONE

NFL RECEIVING TOUCHDOWNS / SINCE 2019

| Rk. | Player (Team) | Receiving TDs |
|-----|------------------------------|---------------|
| 1. | Mike Evans (TB) | 29 |
| 2. | Tyreek Hill (KC) | 28 |
| 3. | Davante Adams (GB) | 26 |
| | Adam Thielen (Min.) | 26 |
| 5. | DK Metcalf (Sea.) | 25 |
| 6. | Cooper Kupp (LAR) | 23 |
| 7. | A.J. Brown (Ten.) | 22 |
| 8. | Marquise Brown (Bal.) | 21 |
| | Tyler Lockett (Sea.) | 21 |
| | Marvin Jones (Jax.) | 21 |
| 11. | Mark Andrews (Bal.) | 20 |
| | Chris Godwin (TB) | 20 |
| | DeAndre Hopkins (Ari.) | 20 |
| | Travis Kelce (KC) | 20 |

ANDREWS' NOTES TO KNOW


- Andrews set career highs in catches (11) and receiving yards (147) in the 31-25 OT win vs. Ind. (10/11/21). The 147 receiving yards also set a single-game franchise record by a TE, while his 11 receptions tied (Dennis Pitta) for the most among his position group in franchise history.

- Andrews' 193 receptions, 2,621 receiving yards and 23 receiving TDs are the most by a Ravens' TE in his first four seasons.

- In 2020, Andrews became the first TE in Ravens history to produce multiple seasons (2019-20) with at least 700 receiving yards and 7 TDs.

- Since 2019, Andrews' 14 red zone TD receptions are tied (with Travis Kelce) for the most by a TE.

PLAYER NOTES - BROWN



MARQUISE BROWN
#5 | WIDE RECEIVER

"He's paying close attention to detail. His preparation throughout the week helps him perform the way he has been so far on Sundays. He's psychologically, mentally and physically locked in. He understands what needs to be done."

- Pass Game Specialist Keith Williams on WR Marquise Brown

HOLLYWOOD LIGHTS

Among WRs chosen in the 2019 NFL Draft, WR Marquise Brown's 21 receiving TDs since then are the league's third most. After 7 receiving TDs as a rookie in 2019, Brown posted 8 receiving TDs in 2020 and has 6 in 2021.

NFL RECEIVING TDs SINCE 2019 / 2019 DRAFTED WRs

| Rk. | Player (Team) | Receiving TDs |
|-----|------------------------|---------------|
| 1. | DK Metcalf (Sea.) | 25 |
| 2. | A.J. Brown (Ten.) | 22 |
| 3. | Marquise Brown (Bal.) | 21 |
| 4. | Diontae Johnson (Pit.) | 15 |
| | Terry McLaurin (WFT) | 15 |

ROOKIE BROWN WAS A TD MACHINE

WR Marquise Brown posted 7 TD receptions in 2019, a mark that tied for third among all NFL rookies and now ties for second on the Ravens' rookie single-season total TDs record list.

RECEIVING TDs (NFL ROOKIES / 2019)

| | | |
|----|-----------------------|---|
| 1. | A.J. Brown (Ten.) | 8 |
| | Darius Slayton (NYG) | 8 |
| 3. | Marquise Brown (Bal.) | 7 |
| | Terry McLaurin (Was.) | 7 |
| | DK Metcalf (Sea.) | 7 |

RAVENS TOTAL TDs (ROOKIES / SINGLE SEASON)

| | | |
|----|-----------------------|---|
| 1. | J.K. Dobbins (2020) | 9 |
| 2. | Marquise Brown (2019) | 7 |
| | Marlon Brown (2013) | 7 |
| | Torrey Smith (2011) | 7 |
| 5. | Jamal Lewis (2000) | 6 |

DID YOU KNOW?

- With 101 receiving yards in the season-opening win vs. Cle. (9/13/20) of the 2020 season and 147 receiving yards in the season-opening win at Mia. (9/18/19) of the 2019 season, Brown became the fifth player in NFL history, and first since Louis Lipps (1984-85), with at least 100 receiving yards on Kickoff Weekend during both his rookie and second season.

- Brown scored 47- and 83-yard TDs on his first two NFL catches to become the first player in league history to notch two 40-plus-yard TD catches in a career debut.

A TOP TIER WR-TE TANDEM

CURRENT NFL WR-TE TANDEM / MOST TD RECEPTIONS (SINCE 2019)

| Rk. | Team | WR (TDs) | TE (TDs) | TD Receptions |
|-----|------|---------------------|--------------------|---------------|
| 1. | KC | Tyreek Hill (27) | Travis Kelce (20) | 47 |
| 2. | Bal. | Marquise Brown (21) | Mark Andrews (20) | 41 |
| 3. | GB | Davante Adams (26) | Robert Tonyan (14) | 40 |

SINCE WEEK 12 OF 2020

Over the past 12 games (Since Week 12 of 2020), WR Marquise Brown's 12 receiving TDs are tied for the NFL's most.

MOST RECEIVING TDs / SINCE WEEK 12 OF 2020

| Rk. | Player (Team) | Receiving TDs |
|-----|-----------------------|---------------|
| 1. | Marquise Brown (Bal.) | 12 |
| | Mike Evans (TB) | 12 |
| 3. | Davante Adams (GB) | 11 |
| | Cooper Kupp (LAR) | 11 |
| | Tyreek Hill (KC) | 11 |

DEEP-THREAT SCORING MACHINE

Since WR Marquise Brown entered the league in 2019, he's been one of the NFL's best deep-ball threats, with many of his "big plays" resulting in a TD.

"BIG-PLAY" TDs / SINCE 2019

20+ YARD TD RECEPTIONS

| | | |
|----|-----------------------|----|
| 1. | Tyreek Hill (KC) | 15 |
| 2. | Marquise Brown (Bal.) | 11 |
| | Mike Evans (TB) | 11 |
| 4. | A.J. Brown (Ten.) | 10 |
| | DK Metcalf (Sea.) | 10 |

40+ YARD TD RECEPTIONS

| | | |
|----|--------------------------|----|
| 1. | Tyreek Hill (KC) | 11 |
| 2. | A.J. Brown (Ten.) | 8 |
| 3. | Marquise Brown (Bal.) | 7 |
| 4. | M. Valdes-Scantling (GB) | 6 |
| 5. | Six Players | 5 |

POSTSEASON: 85-YARD MINIMUM

In his first three postseason contests, Marquise Brown totaled 126 receiving yards, 109 receiving yards and 86 receiving yards, respectively. He joins Larry Fitzgerald and Michael Thomas as the only players since the 1970 merger to eclipse 85 receiving yards in each of their first three postseason contests.

PLAYERS WITH AT LEAST 85 RECEIVING YARDS IN EACH OF THEIR FIRST THREE PLAYOFF CONTESTS



MICHAEL THOMAS

1/7/18 vs. Car. 131
1/14/18 at Min. ... 85
1/13/19 vs. Phi. ... 171



LARRY FITZGERALD


1/3/09 vs. Atl. 101
1/10/09 at Car. ... 166
1/18/09 vs. Phi. ... 152



MARQUISE BROWN

1/11/20 vs. Ten. ... 126
1/10/21 at Ten. ... 109
1/16/21 at Buf. ... 87

PLAYER NOTES – WATKINS & DUVERNAY



SAMMY WATKINS

#14 | WIDE RECEIVER

“SAMMY IS A GEM. HE’S A GREAT PLAYER AND A GREAT PERSON. SAMMY, TO ME, IS ONE OF THE BEST RECEIVERS IN THE NFL – PERIOD. HE’S A MUCH MORE SEASONED PLAYER THAN I KNEW HIM IN HIS SECOND YEAR. EVERY DAY WITH HIM IS A GREAT DAY.”

– Offensive Coordinator Greg Roman on WR Sammy Watkins

PLAYOFF SAMMY

WR Sammy Watkins’ 19.23 postseason yards-per-reception average ranks No. 9 all time and second among active players (min. 20 catches). Since 2017, when Watkins made his postseason debut, that mark stands No. 1 in the NFL.

| | | |
|--|---|---|
|  ALVIN HARPER 27.29 |  WILLIE GAULT 23.67 |  HAROLD JACKSON 22.83 |
|  VERNON DAVIS 22.22 |  PAUL WARFIELD 21.09 |  CHARLIE BROWN 20.78 |
|  FRANK LEWIS 20.48 |  TYLER LOCKETT 20.48 |  SAMMY WATKINS 19.23 |

“YAC” ATTACK

Since WR Sammy Watkins entered the league in 2014, his 14.62 yards per reception mark ranks No. 6 in the NFL among players with at least 300 receptions.

YARDS PER RECEPTION / SINCE 2014 (MIN. 300 RECEPTIONS)

| Rk. | Player | YPC |
|-----|----------------------|-------|
| 1. | T.Y. Hilton (Ind.) | 15.59 |
| 2. | Mike Evans (TB) | 15.43 |
| 3. | Rob Gronkowski (TB) | 15.21 |
| 4. | Julio Jones (Ten.) | 15.14 |
| 5. | John Brown (FA) | 14.84 |
| 6. | Sammy Watkins (Bal.) | 14.62 |
| 7. | A.J. Green (Ari.) | 14.48 |

KICKOFF RETURN PROWESS

In 2021, WR Devin Duvernay’s 25.11 KOR average ranks fifth in the NFL, entering Week 9.

KICKOFF RETURN AVERAGE / 2021 SEASON

| Rk. | Player (Team) | KOR Average |
|-----|------------------------|-------------|
| 1. | Deonte Harris (NO) | 28.0 |
| 2. | DeAndre Carter (Was.) | 25.6 |
| 3. | Isaiah McKenzie (Buf.) | 25.6 |
| 4. | Jakeem Grant (Chi.) | 25.3 |
| 5. | Devin Duvernay (Bal.) | 25.1 |

NFL’S NO. 1 PUNT RETURNER

In 2021, WR Devin Duvernay’s 16.88 PR average ranks first in the NFL, entering Week 9.

PUNT RETURN AVERAGE / 2021 SEASON

| Rk. | Player (Team) | PR Average |
|-----|------------------------|------------|
| 1. | Devin Duvernay (Bal.) | 16.88 |
| 2. | Gunner Olszewski (NE) | 13.31 |
| 3. | Chester Rogers (Ten.) | 11.75 |
| 4. | Diontae Spencer (Den.) | 10.33 |
| 5. | Freddie Swain (Sea.) | 9.50 |

20+ YARD PUNT RETURNS


In 2021, WR Devin Duvernay leads all NFL players with five 20+ yard punt returns. He’s one of only four players with multiple such returns this season.

PUNT RETURNS OF 20+ YARDS / 2021 SEASON

| Rk. | Player (Team) | 20+ Yard PRs |
|-----|------------------------|--------------|
| 1. | Devin Duvernay (Bal.) | 5 |
| 2. | Gunner Olszewski (NE) | 4 |
| 3. | Demetric Felton (Cle.) | 3 |
| 4. | Mecole Hardman (KC) | 2 |

DID YOU KNOW?

- With a a 93-yard KOR-TD vs. KC (9/28/20), Duvernay became the fifth Ravens rookie and the youngest Raven (23 years, 16 days) in franchise history to record a KOR-TD.



DEVIN DUVERNAY

#13 | WIDE RECEIVER

“I’m definitely getting more comfortable, and I’m able to catch the ball and just get my eyes down quickly to see what’s in front of me. I just try to carve out a lane in my brain and just hit it.”

– WR Devin Duvernay on his KOR and PR prowess

PLAYER NOTES – MURRAY & FREEMAN



LATAVIUS MURRAY
#28 | RUNNING BACK

1X
PRO BOWLER

4
TEAM-HIGH RUSHING TDs IN 2021

11
CAREER 100-YARD RUSHING GAMES

MURRAY'S CAREER CONSISTENCY

Pro Bowl RB Latavius Murray has consistently produced since entering the league in 2014. Among active players, Murray stands near the top in several rankings, including most rushing yards, rushing TDs and longest runs.

MOST RUSHING YARDS / SINCE 2014 / ACTIVE PLAYERS

| Rk. | Player (Team) | Attempts | Yards |
|-----|-------------------------------|--------------|--------------|
| 1. | Ezekiel Elliott (Dal.) | 1,531 | 6,955 |
| 2. | Derrick Henry (Ten.) | 1,401 | 6,797 |
| 3. | Mark Ingram II (Hou.) | 1,337 | 6,183 |
| 4. | Le'Veon Bell (Bal.) | 1,329 | 5,627 |
| 5. | Melvin Gordon III (Den.) | 1,362 | 5,623 |
| 6. | Latavius Murray (Bal.) | 1,250 | 5,203 |
| 7. | Carlos Hyde (Hou.) | 1,186 | 4,866 |
| 8. | Devonta Freeman (Bal.) | 1,025 | 4,253 |

MOST RUSHING TOUCHDOWNS / SINCE 2014 / ACTIVE PLAYERS

| Rk. | Player (Team) | TDs |
|-----|-------------------------------|-----------|
| 1. | Derrick Henry (Ten.) | 65 |
| 2. | Mark Ingram II (Hou.) | 52 |
| 3. | Ezekiel Elliott (Dal.) | 51 |
| 4. | Melvin Gordon III (Den.) | 48 |
| 5. | Latavius Murray (Bal.) | 47 |
| 6. | Alvin Kamara (NO) | 45 |
| 7. | Aaron Jones (GB) | 40 |
| 8. | David Johnson (Hou.) | 39 |

CONSECUTIVE SEASONS WITH AT LEAST 4 RUSHING TDs [ACTIVE PLAYERS]

| Rk. | Player (Current Team) | Seasons (Rush TDs) |
|-----|-------------------------------|------------------------|
| 1. | Latavius Murray (Bal.) | 7: 2015-21 (47) |
| 2. | Derrick Henry (Ten.) | 6: 2016-21 (65) |
| | Ezekiel Elliott (Dal.) | 6: 2016-21 (51) |
| | Nick Chubb (Cle.) | 6: 2018-21 (32) |
| | James Connor (Ari.) | 6: 2018-21 (30) |

GOOD HANDS FROM FREEMAN

Pro Bowl RB Devonta Freeman always had a knack for catching the ball. Since entering the NFL in 2014, he ranks in the Top 10 in several receiving categories among active RBs.

MOST RECEPTIONS SINCE 2014 / ACTIVE RBs

| Rk. | Player (Team) | Targets | Rec. |
|-----|-------------------------------|------------|------------|
| 1. | James White (NE) | 511 | 381 |
| 2. | Alvin Kamara (NO) | 446 | 354 |
| 3. | Le'Veon Bell (Bal.) | 432 | 350 |
| 4. | Christian McCaffrey (Car.) | 415 | 336 |
| 5. | Giovani Bernard (TB) | 409 | 306 |
| 6. | Melvin Gordon III (Den.) | 364 | 274 |
| 7. | Devonta Freeman (Bal.) | 342 | 270 |
| 8. | David Johnson (Hou.) | 380 | 261 |

MOST RECEIVING YARDS SINCE 2014 / ACTIVE RBs

| Rk. | Player (Team) | Yards |
|-----|-------------------------------|--------------|
| 1. | James White (NE) | 3,278 |
| 2. | Alvin Kamara (NO) | 3,080 |
| 3. | Le'Veon Bell (Bal.) | 2,859 |
| 4. | Christian McCaffrey (Car.) | 2,835 |
| 5. | David Johnson (Hou.) | 2,686 |
| 6. | Giovani Bernard (TB) | 2,462 |
| 7. | Austin Ekeler (LAC) | 2,381 |
| 8. | Melvin Gordon III (Den.) | 2,179 |
| 9. | Devonta Freeman (Bal.) | 2,132 |
| 10. | Ezekiel Elliott (Dal.) | 2,085 |

RB SINGLE POSTSEASON REC. YARDS / SINCE 2014



168 YDS

2016
DEVONTA FREEMAN
7TH ALL-TIME



151 YDS

2018
JAMES WHITE



148 YDS

2020
LEONARD FOURNETTE




DEVONTA FREEMAN
#33 | RUNNING BACK

2X
PRO BOWLER

2
1,000-YARD RUSHING SEASONS

8
CAREER 100-YARD RUSHING GAMES

PLAYER NOTES - CAMPBELL



CALAIS CAMPBELL
#93 | DEFENSIVE END

1X FIRST-TEAM ALL-PRO
3X SECOND-TEAM ALL-PRO
6X PRO BOWLER

2017 PFWA NFL DEFENSIVE PLAYER OF THE YEAR
2019 NFL WALTER PAYTON MAN OF THE YEAR

DURABILITY ON DISPLAY

DE Calais Campbell has played in 205 games, with 187 starts. He ranks first in both categories among active D-linemen.

MOST GAMES PLAYED / ACTIVE NFL DEFENSIVE LINEMEN

| Rk. | Player (Teams) | GP (GS) |
|-----|----------------------------------|-----------|
| 1. | Calais Campbell (Ari./Jax./Bal.) | 205 (187) |
| 2. | Ndamukong Suh (Det./Mia./LAR/TB) | 182 (182) |
| 3. | Jerry Hughes (Ind./Buf.) | 174 (125) |
| | Tyson Alualu (Jax./Pit.) | 174 (111) |

SACK ATTACK

MOST MULTI-SACK GAMES SINCE 2017 [ACTIVE NFL DEFENDERS]

| Rk. | Player (Team) | Games |
|-----|------------------------|-------|
| 1. | Aaron Donald (LAR) | 18 |
| 2. | T.J. Watt (Pit.) | 16 |
| 3. | Cameron Jordan (NO) | 14 |
| 4. | Myles Garrett (Cle.) | 13 |
| | Yannick Ngakoue (LV) | 13 |
| 6. | Chandler Jones (Ari.) | 12 |
| 7. | Denico Autry (Ten.) | 10 |
| | Chris Jones (KC) | 10 |
| | Ryan Kerrigan (Phi.) | 10 |
| 9. | Calais Campbell (Bal.) | 9 |
| | Joey Bosa (LAC) | 9 |
| | Matthew Judon (NE) | 9 |
| | Khalil Mack (Chi.) | 9 |
| | Von Miller (LAR) | 9 |
| | Jason Pierre-Paul (TB) | 9 |
| | Za'Darius Smith (GB) | 9 |

CALAIS QUICK HITS

- DE Calais Campbell is the only active NFL defender to record 200 career games played.
- Campbell is one of five active D-linemen with more than 50 career PD (Carlos Dunlap, 66; J.J. Watt, 63; Jason Pierre-Paul, 60; Calais Campbell, 54; Cameron Jordan, 52).

ACTIVE SACKS LEADERS

DE Calais Campbell's 92.5 career sacks are the seventh most among active NFL defenders.

MOST SACKS / ACTIVE NFL DEFENDERS

| Rk. | Player (Team) | Sacks |
|-----|------------------------|-------|
| 1. | Von Miller (LAR) | 110.5 |
| 2. | Chandler Jones (Ari.) | 102.0 |
| | J.J. Watt (Ari.) | 102.0 |
| 4. | Justin Houston (Bal.) | 99.5 |
| 5. | Cameron Jordan (NO) | 96.5 |
| 6. | Ryan Kerrigan (Phi.) | 95.5 |
| 7. | Calais Campbell (Bal.) | 92.5 |

FOUR-SACK SEASONS

DE Calais Campbell has posted at least 4 sacks in 12 consecutive seasons (2009-20), marking the NFL's longest active streak of consecutive 4-plus sack seasons.

CONSECUTIVE SEASONS WITH AT LEAST 4.0 SACKS [ACTIVE STREAKS, INCLUDING 2021]

| Rk. | Player (Team) | Seasons |
|-----|------------------------|--------------|
| 1. | Calais Campbell (Bal.) | 12 (2009-20) |
| 2. | Everson Griffen (Min.) | 11 (2011-21) |
| | Carlos Dunlap (Sea.) | 11 (2010-20) |
| 4. | Justin Houston (Bal.) | 10 (2011-20) |
| | Ryan Kerrigan (Phi.) | 10 (2011-20) |

PICTURE THIS

DE Calais Campbell is one of four NFL defenders since 2000 to register at least 700 tackles and 85 sacks.

SINCE 2000 / PLAYERS WITH AT LEAST 700 TACKLES & 85 SACKS



Calais Campbell
741 / 92.5

Julius Peppers
718 / 158.5



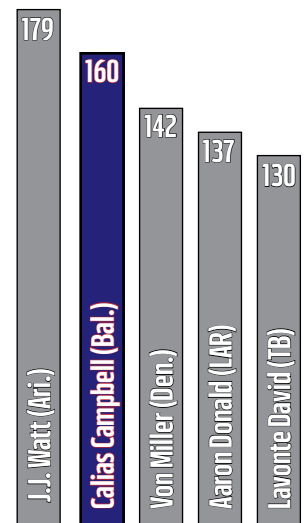
Justin Smith
879 / 87

Terrell Suggs
886 / 139



Since being drafted in 2008, DE Calais Campbell's 160 tackles for loss rank second in the NFL, trailing only Arizona DE J.J. Watt's 179 TFL during that span.

MOST TACKLES FOR LOSS / ACTIVE NFL DEFENDERS



PLAYER NOTES - HOUSTON



JUSTIN HOUSTON
#50 | OUTSIDE LINEBACKER

4X PRO BOWLER
1X FIRST-TEAM ALL-PRO
1X SECOND-TEAM ALL-PRO
99.5 CAREER SACKS
22 SACKS IN 2014 w/ KC

HOUSTON... IS A PROBLEM!

MOST SACKS / SINCE 2011

| Rk. | Player | Sacks |
|-----|----------------------------|-------------|
| 1. | Von Miller..... | 110.5 |
| 2. | Chandler Jones | 102.0 |
| | J.J. Watt | 102.0 |
| 4. | Justin Houston..... | 99.5 |
| 5. | Cameron Jordan..... | 96.5 |

MOST MULTI-SACK GAMES / SINCE 2011

| Rk. | Player | Games |
|-----|----------------------------|-----------|
| 1. | J.J. Watt | 31 |
| 2. | Justin Houston..... | 25 |
| | Chandler Jones | 25 |
| | Von Miller..... | 25 |
| 5. | Jason Pierre-Paul | 23 |
| | Aaron Darnold | 23 |
| 7. | Cameron Jordan..... | 22 |

MOST TACKLES FOR LOSS / ACTIVE PLAYERS / SINCE 2011

| Rk. | Player | TFL |
|-----|------------------------------|------------|
| 1. | J.J. Watt | 179 |
| 2. | Von Miller | 142 |
| 3. | Calais Campbell | 137 |
| | Aaron Donald | 137 |
| 5. | Lavonte David..... | 130 |
| 6. | Cameron Jordan | 129 |
| 7. | Justin Houston | 120 |
| 8. | Ryan Kerrigan..... | 118 |
| 9. | Jason Pierre-Paul | 117 |
| 10. | Ndamakong Suh | 113 |
| 11. | Chandler Jones | 112 |

MOST CONSECUTIVE SEASONS WITH AT LEAST 8 SACKS

ACTIVE NFL STREAKS / ENTERING 2021

| Rk. | Player (Years) | Seasons |
|-----|---------------------------------------|----------|
| 1. | Aaron Donald (2014-20)..... | 7 |
| 2. | Khalil Mack (2015-20) | 6 |
| 3. | Yannick Ngakoue (2016-20)..... | 5 |
| 4. | Justin Houston (2017-20) | 4 |
| | Jason Pierre-Paul (2017-20) | 4 |

2014 PASS RUSH DOMINANCE

The 2014 campaign was a historic output for OLB Justin Houston. As a member of the Kansas City Chiefs, Houston racked up a staggering 22 sacks in 16 starts, ranking as the second-highest single-season sack total in NFL history. Houston also set career highs in tackles (69) and forced fumbles (4), while his 23 TFL tied for 10th most in league history.



2001

MICHAEL STRAHAN
22.5



2014

JUSTIN HOUSTON
22.0



2011

JARED ALLEN
22.0



1984

MARK GASTINEAU
22.0



1987

CHRIS DOLEMAN
21.0



1987

REGGIE WHITE
21.0

NFL SACKS LEADERS / ACTIVE DEFENDERS

| Rk. | Player (Team) | Sacks |
|-----|-------------------------------------|-------------|
| 1. | Von Miller (LAR) | 110.5 |
| 2. | Chandler Jones (Ari.) | 102.0 |
| | J.J. Watt (Ari.) | 102.0 |
| 4. | Justin Houston (Bal.) | 99.5 |
| 5. | Cameron Jordan (NO)..... | 96.5 |
| 6. | Ryan Kerrigan (Phi.)..... | 95.5 |
| 7. | Calais Campbell (Bal.) | 92.5 |
| 8. | Jason Pierre-Paul (TB)..... | 91.5 |
| 9. | Aaron Donald (LAR) | 90.5 |
| 10. | Robert Quinn (Chi.) | 88.0 |
| | Carlos Dunlap (Sea.) | 88.0 |
| 12. | Everson Griffen (Min.)..... | 85.5 |
| 13. | Khalil Mack (Chi.)..... | 76.5 |

HOUSTON NOTES TO KNOW

- Houston's additional accolades include: Art Rooney Sportsmanship Award Finalist (2020), Kansas City Chiefs Ed Block Courage Award (2016) and Deacon Jones Award (2014).
- Since entering the league in 2011, Houston has posted four safeties, tying for the most in NFL history (Doug English & Ted Hendricks - 4).
- Houston is only 0.5 sacks away from 100 career sacks, which will make him the 37th player in league history to reach the coveted century mark.

PLAYER NOTES – HUMPHREY



MARLON HUMPHREY
#44 | CORNERBACK

2X PRO BOWLER

1X FIRST-TEAM ALL-PRO

**MOST FORCED FUMBLES
NFL DEFENDERS / 2020 SEASON**

| | |
|------------------------|---|
| Marlon Humphrey (Bal.) | 8 |
| Haason Reddick (Ari.) | 6 |
| 11 Players Tied | 4 |

PERFECTING THE PUNCH-OUT

CB Marlon Humphrey's 8 forced fumbles in 2020 were the second most by a DB in NFL history (records kept since 2000).

MOST FORCED FUMBLES / DEFENSIVE BACKS NFL SINGLE-SEASON HISTORY (RECORDS KEPT SINCE 2000)

| Rk. | Player (Year) | FFs |
|-----|-------------------------------|----------|
| 1. | Charles Tillman (2012) | 10 |
| 2. | Marlon Humphrey (2020) | 8 |
| | Chris Harris (2007) | 8 |
| 4. | Oshiomogho Atogwe (2008) | 6 |
| | Brian Dawkins (2008) | 6 |
| | Roman Harper (2010) | 6 |
| | Charles Tillman (2009) | 6 |

FRUIT PUNCH & JUICE MAN

Since CB Marlon Humphrey entered the league in 2017, he and teammate CB Marcus Peters (IR) are the only NFL defenders to produce at least 40 PD, 8 INTs, 8 FFs and 3 FRs.



STATS SINCE 2017

| MARCUS PETERS | | | |
|---------------|------|-----|-----|
| PD | INTs | FFs | FRs |
| 40 | 17 | 8 | 5 |



| MARLON HUMPHREY | | | |
|-----------------|------|-----|-----|
| PD | INTs | FFs | FRs |
| 57 | 9 | 12 | 3 |

BALTIMORE DEFENDERS SINCE 2019

INTERCEPTIONS / SINCE 2019

| Rk. | Player | INTs |
|-----|------------------------|----------|
| 1. | Marcus Peters | 7 |
| 2. | Marlon Humphrey | 5 |
| 3. | Tyus Bowser | 3 |

PASSES DEFENSED / SINCE 2019

| Rk. | Player | PD |
|-----|------------------------|-----------|
| 1. | Marlon Humphrey | 31 |
| 2. | Marcus Peters | 19 |
| 3. | Anthony Averett | 17 |
| | Chuck Clark | 17 |

FORCED FUMBLES / SINCE 2019

| Rk. | Player | FFs |
|-----|------------------------|-----------|
| 1. | Marlon Humphrey | 11 |
| 2. | Chuck Clark | 4 |
| | Marcus Peters | 4 |

MARLON MAKES PLAYS

- In 2020, CB Marlon Humphrey led the NFL with 8 FFs (also standing as a Ravens' single-season record), en route to his second Pro Bowl nod.

- In 2020, Humphrey was one of only two NFL defenders (Jason Pierre-Paul) to record at least 2 sacks (2.5), 4 FFs (8) and 6 PD (8). He also became the first DB to register at least 8 FFs and a sack in NFL single-season history (records kept since 2000).

- Baltimore has only lost one game (11-1) when Humphrey records a takeaway (Week 7 vs. Cin.).

- Humphrey's 11 defensive FFs from 2017-20 are tied with Oshiomogho Atogwe (2005-08) for the most by a defensive back in his first four seasons (since such records were tracked in 2000).

- Humphrey's 70-yard FR-TD vs. NE in Week 9 of the 2019 season is the longest FR return in Ravens franchise history.

MARLON THE MAGNET

Since 2018, CB Marlon Humphrey's 46 passes defended tie for third most among all NFL defensive backs.

NFL PASSES DEFENSED / DEFENSIVE BACKS / SINCE 2018

| Rk. | Player (Team) | PD |
|-----|-------------------------------|-----------|
| 1. | James Bradberry (NYG) | 54 |
| 2. | Marshon Lattimore (NO) | 47 |
| 3. | Marlon Humphrey (Bal.) | 46 |
| | Carlton Davis (TB) | 46 |
| | Xavien Howard (Mia.) | 46 |
| 6. | Janoris Jenkins (Ten.) | 45 |
| 7. | Jaire Alexander (GB) | 44 |
| | Stephon Gilmore (Car.) | 44 |
| | Joe Haden (Pit.) | 44 |
| 10. | Kyle Fuller (Den.) | 43 |
| | Denzel Ward (Cle.) | 43 |

PLAYER NOTES - WILLIAMS & QUEEN



BRANDON WILLIAMS
#98 | DEFENSIVE TACKLE

1X
PRO BOWLER

301
*NO. 2 ACTIVE
FRANCHISE TACKLES
LEADER

*CB JIMMY SMITH (356)

WILLIAMS ANCHORS RUN "D"

Pro Bowl DT Brandon Williams is one of the NFL's top D-linemen, helping Baltimore regularly produce a stout run defense. Since 2014, when Williams became a full-time starter, Baltimore has been especially strong vs. opposing ground games.

FEWEST RUSHING YARDS ALLOWED PER GAME / SINCE 2014

| | |
|--|--------------|
|  Baltimore Ravens | 96.2 |
|  Seattle Seahawks | 101.4 |
|  Tampa Bay Buccaneers | 102.1 |
|  Pittsburgh Steelers | 102.3 |
|  New York Jets | 103.4 |

LOWEST RUSHING AVG. ALLOWED PER CARRY / SINCE 2014

| | |
|--|-------------|
|  New York Jets | 3.89 |
|  Tampa Bay Buccaneers | 3.95 |
|  Baltimore Ravens | 4.02 |
|  Seattle Seahawks | 4.02 |
|  Denver Broncos | 4.04 |

BALTIMORE'S BEST DTs

MOST TACKLES BY RAVENS INTERIOR D-LINEMEN

| Rk. | Player | Tackles | Years |
|-----|------------------|---------|--------------|
| 1. | Kelly Gregg | 515 | 2001-10 |
| 2. | Haloti Ngata | 446 | 2006-14 |
| 3. | Brandon Williams | 301 | 2013-present |
| 4. | Tony Siragusa | 159 | 1997-2001 |

MOST TACKLES FOR LOSS BY RAVENS INTERIOR D-LINEMEN

| Rk. | Player | TFL | Years |
|-----|------------------|-----|--------------|
| 1. | Haloti Ngata | 43 | 2006-14 |
| 2. | Brandon Williams | 30 | 2013-present |
| | Kelly Gregg | 30 | 2001-10 |

(TFL became an official stat beginning in 2001.)

2020 FIRST-ROUND LINEBACKERS

In 2020, Ravens rookie ILB Patrick Queen and Panthers S Jeremy Chinn were the NFL's only rookie defenders with at least 100 tackles, 1 TFL, 1 sack, 1 INT, 1 FF, 1 FR and 1 TD. Below are the five LBs who were selected in 2020's first round.

2020 FIRST-ROUND NFL LINEBACKERS STATISTICS

| Player (Pick / Team) | GP/GS | TT | TFL | S | INTs | FFs | FRs | TDs |
|----------------------------|-------|-----|-----|-----|------|-----|-----|-----|
| Patrick Queen (28/Bal.) | 16-16 | 105 | 9 | 3.0 | 1 | 2 | 2 | 1 |
| Kenneth Murray (23/LAC) | 16-16 | 107 | 5 | 1.0 | 0 | 0 | 0 | 0 |
| Jordyn Brooks (27/Sea.) | 14-6 | 57 | 2 | 0.0 | 0 | 0 | 0 | 0 |
| Isaiah Simmons (8/Ari.) | 16-7 | 46 | 4 | 2.0 | 1 | 1 | 1 | 0 |
| K'Lavon Chaisson (20/Jax.) | 16-3 | 19 | 3 | 1.0 | 0 | 0 | 0 | 0 |

QUEEN, MURRAY AND SIMMONS (BELOW) WERE NAMED TO THE PFWA ALL-ROOKIE TEAM (2020)



2020

PATRICK QUEEN



2020

KENNETH MURRAY



2020

ISAIAH SIMMONS

THE KING OF QUEENS IN 2020

- In Week 5 of 2020 vs. Cincinnati, ILB Patrick Queen posted a strip-sack and then recovered the ball. Queen became the second Ravens rookie to record a sack, FF and FR in a game, joining OLB Terrell Suggs, who accomplished the feat three times during his 2003 Defensive ROY campaign.
- In that 2020 Cincy game, Queen also had a 53-yard FR-TD, which is the fifth-longest FR-TD in Ravens history (sixth-longest overall). His performance earned him AFC Defensive Player of the Week honors for Week 5.
- Queen became the second NFL defender since 1987 to post 9-plus tackles, at least 2 FRs, 1 sack and 1 defensive TD in a game. Former Texans ILB Demeco Ryans was the other.



PATRICK QUEEN
#6 | INSIDE LINEBACKER

1
NFL DEFENDER (QUEEN) IN
2020 WHO POSTED AT LEAST
70 TACKLES, 3 SACKS, 2 FFs,
2 FRs, 1 INT & 1 DEFENSIVE TD

105
TACKLES
[2020 TEAM LEADER]

38
TACKLES
[2021 TEAM LEADER]

PLAYER NOTES - TUCKER



JUSTIN TUCKER
#9 | KICKER

- 12X** PLAYER OF THE WEEK (FRANCHISE RECORD)
- 7X** AFC SPECIAL TEAMS PLAYER OF THE MONTH
- 4X** PRO BOWLER
- 4X** FIRST-TEAM ALL-PRO
- 2X** SECOND-TEAM ALL-PRO

TUCKER RANKS NO. 1 ALL TIME







K Justin Tucker, the most accurate kicker ever, owns a 90.8% success mark. In 2020, for the fifth-consecutive season, he scored at least 130 points. The five 130-point outputs by Tucker tie an NFL record of consecutive seasons scoring 130-plus points (Stephen Gostkowski, 2011-15, & David Akers, 2008-12).

BEST CAREER FIELD GOAL PERCENTAGE (NFL HISTORY / MIN. 100 ATTEMPTS)

| Rk. | Player (Team) | FGM - FGA | Pct. |
|-----|----------------------|-----------|------|
| 1. | Justin Tucker (Bal.) | 305-336 | 90.8 |
| 2. | Harrison Butker (KC) | 128-142 | 90.1 |
| 3. | Chris Boswell (Pit.) | 158-179 | 88.3 |
| 4. | Josh Lambo (FA) | 128-147 | 87.1 |
| 5. | Wil Lutz (NO) | 142-164 | 86.6 |

TUCKER HITS THE MARK

Since entering the league in 2012, K Justin Tucker ranks at or near the top of several NFL kicking categories:

| | | |
|---|--|---|
| <p>305 Field Goals Made</p>  <p>NFL's Most Since 2012</p> | <p>1,280 Points Scored</p>  <p>NFL's Most Since 2012</p> | <p>90.8 Career FG Percentage</p>  <p>Best Mark in NFL History</p> |
| <p>138 40+ Yard FGM</p>  <p>NFL's Most Since 2012</p> | <p>45 50+ Yard FGM</p>  <p>NFL's 2nd Most Since 2012</p> | <p>7 Games w/ Dual 50+ FGM</p>  <p>NFL's Most (Tied) Since 2012</p> |

TUCK'S CHART TALK

MOST FIELD GOALS MADE / SINCE 2012

| Rk. | Player (Team) | FGM |
|-----|-------------------------|-----|
| 1. | Justin Tucker (Bal.) | 305 |
| 2. | Stephen Gostkowski (FA) | 251 |
| 3. | Greg Zuerlein (Dal.) | 249 |
| 4. | Matt Prater (Ari.) | 242 |

MOST POINTS SCORED / SINCE 2012

| Rk. | Player (Team) | Points |
|-----|-------------------------|--------|
| 1. | Justin Tucker (Bal.) | 1,280 |
| 2. | Stephen Gostkowski (FA) | 1,163 |
| 3. | Matt Prater (Ari.) | 1,117 |
| 4. | Mason Crosby (GB) | 1,093 |
| 5. | Greg Zuerlein (Dal.) | 1,065 |

BEST FIELD GOAL PERCENTAGE ROOKIES / NFL HISTORY

| Rk. | Player (Year) | FGM - FGA | Pct. |
|-----|------------------------|-----------|------|
| 1. | Michael Badgley (2018) | 15-16 | 93.8 |
| 2. | Blair Walsh (2012) | 35-38 | 92.1 |
| 3. | Justin Tucker (2012) | 30-33 | 90.9 |
| 4. | Harrison Butker (2017) | 38-42 | 90.5 |

BEST FIELD GOAL PERCENTAGE RAVENS SINGLE-SEASON HISTORY (MIN. 16 ATT.)

| Rk. | Player (Year) | FGM - FGA | Pct. |
|-----|----------------------|-----------|------|
| 1. | Justin Tucker (2016) | 38-39 | 97.4 |
| 2. | Justin Tucker (2019) | 28-29 | 96.6 |
| 3. | Matt Stover (2006) | 28-30 | 93.3 |
| 4. | Justin Tucker (2013) | 38-41 | 92.7 |
| 5. | Justin Tucker (2017) | 34-37 | 91.9 |

CONSECUTIVE FIELD GOALS MADE / ALL-TIME STREAKS

| Rk. | Player (Team) | FGM |
|-----|---------------------------|-----|
| 1. | Adam Vinatieri (2015-16) | 44 |
| 2. | Mike Vanderjagt (2002-04) | 42 |
| 3. | Gary Anderson (1997-98) | 40 |
| 4. | Graham Gano (2020-21) | 37 |
| | Jason Myers (2019-21) | 37 |
| 6. | Matt Stover (2005-06) | 36 |
| | Nick Folk (2020-21) | 36 |
| 8. | Justin Tucker (2015-16) | 35 |
| | Adam Vinatieri (2013-14) | 35 |

17 GAME-WINNING FIELD GOALS

- 2021: Week 3 at Det., 66 yds*
- 2020: Week 14 at Cle., 55 yds
- 2019: Week 13 vs. SF, 49 yds
- 2019: Week 5 at Pit., 46 yds OT
- 2018: Week 11 vs. Cin., 24 yds
- 2016: Week 3 at Jax., 53 yds
- 2016: Week 2 at Cle., 49 yds
- 2015: Week 11 vs. STL, 47 yds
- 2015: Week 8 vs. SD, 39 yds
- 2015: Week 4 at Pit., 52 yds OT
- 2014: Week 3 at Cle., 32 yds
- 2013: Week 15 at Det., 61 yds
- 2013: Week 10 vs. Cin., 46 yds OT
- 2013: Week 5 at Mia., 44 yds
- 2012: Div. at Den., 47 yds 2OT
- 2012: Week 12 at SD, 38 yds OT
- 2012: Week 3 vs. NE, 27 yds

*NFL Record

PLAYER NOTES – TUCKER

TUCKER TIDBITS

- Tucker has connected on 52 consecutive fourth-quarter/OT FGAs and is a perfect 16-of-16 on tries in the final minute of regulation throughout his career. His 94.9 career FG% in the second half/OT (150-of-158) also ranks as the NFL's best such mark of all time.
- Since PATs were moved back to the 15-yard line in 2015, Tucker (255-of-259) has produced the NFL's best PAT percentage (98.5, min. 100 attempts)
- Tucker is a seven-time AFC Special Teams Player of the Month. He has also earned a team-record 12 AFC ST Player of the Week honors.
- Tucker's 6 FGs on 12/16/13 at Det. set a team record and a single-game NFL high in 2013. He became the first kicker ever to connect from the 20-, 30-, 40-, 50- & 60-yard range in a game.

PLAYER OF THE MONTH AWARDS

PLAYER OF THE MONTH AWARDS / SINCE AWARD INCEPTION

| Rk. | Player | No. |
|-----|----------------------|----------|
| 1. | Tom Brady | 11 |
| 2. | Peyton Manning | 8 |
| | Aaron Rodgers | 8 |
| 4. | Justin Tucker | 7 |
| 5. | Brett Favre | 6 |
| | Barry Sanders | 6 |
| | Bruce Smith | 6 |
| | J.J. Watt | 6 |
| | Steve Young | 6 |

FAST & FURIOUS

Since entering the league in 2012, K Justin Tucker has reached several marks faster than any other player in NFL history:



YEAR 10: MILESTONES IN THE MAKING

- K Justin Tucker needs 50 points to tie Stephen Gostkowski (1,330 points) for the most points scored through a player's first 10 seasons in NFL history.
- Tucker needs 73 more points this season to reach 130 and become the first kicker in NFL history to reach that mark in six consecutive seasons.
- Tucker needs one game with multiple FGM to tie Stephen Gostkowski (95 games) for the most such performances through a player's first 10 seasons in NFL history.

CLUB 30

In 2018, K Justin Tucker became the first kicker in NFL history to produce six seasons with 30-or-more FGs made.

MOST SEASONS WITH 30-PLUS FIELD GOALS MADE (NFL HISTORY)

| Rk. | Player | Seasons |
|-----|----------------------|----------|
| 1. | Justin Tucker | 6 |
| 2. | David Akers | 5 |
| | John Carney | 5 |
| | Robbie Gould | 5 |
| | Stephen Gostkowski | 5 |

2016: THE BEST SEASON EVER?

- In 2016, All-Pro K Justin Tucker connected on 38-of-39 FGAs (lone miss was a block), posting the then-fifth-best pct. (97.4) in NFL single-season history.
- Tucker's 38 FGs made in 2016 ranked No. 1 in the NFL, and he was also 27-of-27 on PATs. An NFL single-season record 24 of Tucker's 38 FGs made in 2016 came from 40 yards or beyond.
- Tucker's 10 FGs of 50-plus yards in 2016 are a Ravens' single-season record. They tie (Blair Walsh, 2012 & Brandon McManus, 2020) for the most in NFL history. (Tucker was a perfect 10-for-10 from 50 yards and out in 2016.)

BEST FIELD GOAL PERCENTAGE / NFL SINGLE-SEASON HISTORY

| Rk. | Player (Year) | FGM - FGA | Pct. |
|-----|-----------------------------|--------------|-------------|
| 1. | Gary Anderson (1998) | 35-35 | 100.0 |
| | Mason Crosby (2020) | 16-16 | 100.0 |
| | Jason Myers (2020) | 16-16 | 100.0 |
| | Mike Vanderjagt (2003) | 37-37 | 100.0 |
| | Jeff Wilkins (2000) | 17-17 | 100.0 |
| | Tony Zendejas (1991) | 17-17 | 100.0 |
| 7. | Justin Tucker (2016) | 38-39 | 97.4 |

LONGEST FIELD GOALS MADE / NFL HISTORY


| Rk. | Player (Date) | Distance |
|-----|--|-----------|
| 1. | Justin Tucker (9/26/21 at Det.) | 66 |
| 2. | Matt Prater (12/8/13 vs. Ten.) | 64 |
| 3. | Five Kickers | 63 |

MOST 60-PLUS FIELD GOALS MADE / NFL HISTORY

| Rk. | Player | FGM |
|-----|----------------------|----------|
| 1. | Brett Maher | 3 |
| 2. | Justin Tucker | 2 |
| | Sebastian Janikowski | 2 |
| | Jason Myers | 2 |
| | Matt Prater | 2 |
| | Greg Zuerlein | 2 |

Justin Tucker has connected on 2 of the 25 60-plus-yard FGM in NFL history. Of those 25 conversions, only 7 have been go-ahead makes in the final minute of a game. Tucker is the only kicker in NFL history with multiple such go-ahead makes (66 yards - 9/26/21 at Det.; 61 yards - 12/16/13 at Det.).

PLAYER NOTES - KOCH



SAM KOCH
#4 | PUNTER

IX PRO BOWLER & SECOND-TEAM ALL-PRO

“No matter what, this guy is never satisfied about what he’s done in practice. Even when he has a great day in practice, he’ll tell you: ‘Nope, it wasn’t good enough.’”

- ST Coordinator Chris Horton on P Sam Koch

SAM IN THE 20

P Sam Koch is the Ravens’ all-time leader in punts inside the 20 (437). In 2017, he posted a franchise-record 40 boots inside the 20, which ranked as the NFL’s most.

MOST PUNTS INSIDE THE 20

| RAVENS HISTORY | | RAVENS SINGLE SEASON | | | |
|----------------|-----------------|----------------------|-----|------------------------|-----------|
| Rk. | Player | Inside 20 | Rk. | Player (Year) | Inside 20 |
| 1. | Sam Koch | 437 | 1. | Sam Koch (2017)* | 40 |
| 2. | Kyle Richardson | 128 | 2. | Sam Koch (2010) | 39 |
| 3. | Dave Zastudil | 89 | | Kyle Richardson (1999) | 39 |

*In 2017, Koch’s 40 punts inside the 20 ranked No. 1 in the NFL

KOCH DOMINATED IN 2017

No punter in 2017 was more dominant at pinning opponents deep in their own territory than P Sam Koch.

| PUNTS INSIDE 20 [NFL RANK] | PUNTS INSIDE 10 [NFL RANK] | PUNTS INSIDE 5 [NFL RANK] |
|---|--|--|
| 1 | 1 | 2 |
| Sam Koch 40 Chris Jones 34 Two Players 33 | Sam Koch 16 Marquette King... 14 Three Players 13 | Andy Lee 6 Sam Koch 5 Three Others 5 |

FAST FACTS

- In Week 4 of 2020 at Washington, P Sam Koch completed a 15-yard pass to WR Miles Boykin on a fourth-and-9 fake punt. Among players with at least 5 career passes, Koch holds the NFL record with a 100% completion rate, going 7-of-7 for 82 yards and a 115.5 rating.
- In 2020, Koch was the NFL’s only punter to place at least 20 punts inside in the 20-yard line (22) and have no more than 1 TB.

RAVENS ALL-TIME LEADER

P Sam Koch owns a 45.3 career gross average and 39.7 career net, both marks that rank first in Ravens history. In 2014, he posted a career-high and team-record 47.4-yard gross (matched again in 2018) and 43.3-yard net average.

CAREER GROSS AVERAGE [RAVENS HISTORY]

| Rk. | Player | Average |
|-----|-----------------|---------|
| 1. | Sam Koch | 45.3 |
| 2. | Greg Montgomery | 43.2 |
| 3. | Dave Zastudil | 41.6 |

CAREER NET AVERAGE [RAVENS HISTORY]

| Rk. | Player | Average |
|-----|-----------------|---------|
| 1. | Sam Koch | 39.7 |
| 2. | Greg Montgomery | 37.2 |
| 3. | Kyle Richardson | 35.4 |

PINNING ‘EM DEEP

Dating back to 2006, when he entered the NFL, P Sam Koch’s 437 punts inside the 20 rank second in the NFL.

NFL PUNTS INSIDE THE 20 / SINCE 2006

| Rk. | Player (Team) | Inside the 20 |
|-----|------------------------|---------------|
| 1. | Dustin Colquitt (Atl.) | 447 |
| 2. | Sam Koch (Bal.) | 437 |
| 3. | Andy Lee (Ari.) | 412 |

RAVENS IRONMEN

RAVENS CONSECUTIVE GAMES PLAYED ALL-TIME STREAKS

| Rk. | Player | Games | Years |
|-----|----------------|-------|--------------|
| 1. | Sam Koch | 239 | 2006-20 |
| 2. | Justin Tucker | 151 | 2012-present |
| 3. | Jarret Johnson | 129 | 2003-11 |

BALTIMORE RAVENS MOST ALL-TIME GAMES PLAYED

| Rk. | Player | Games | Years |
|-----|----------------|-------|--------------|
| 1. | Sam Koch | 246 | 2006-present |
| 2. | Terrell Suggs | 229 | 2003-18 |
| 3. | Ray Lewis | 228 | 1996-2012 |
| 4. | Matt Stover | 207 | 1996-2008 |
| 5. | Jonathan Ogden | 177 | 1996-2007 |
| | Marshal Yanda | 177 | 2007-19 |

ESPN’S KEVIN SEIFERT ON SAM KOCH’S ARSENAL OF PUNTS:

“Some are designed to hook toward the sideline with maximum hang time. Others use an intentionally low trajectory to aid coverage teams. He has a knuckler and one kick that drops, from the returner’s perspective, roughly in the shape of the letter ‘S.’ He’s debuted a ‘boomerang’ punt that does just what you would imagine it might. Most, but not all, of these punts are intended to discourage a clean catch and minimize the return. ... Sam Koch and the Ravens have introduced a new way to punt.”

ALPHABETICAL ROSTER

| NO. | NAME | POS | HT | WT | DOB | EXP | COLLEGE | HOMETOWN | HOW ACQ |
|--|-----------------------|-------|------|-----|----------|-----|-----------------------|----------------------|----------------|
| 89 | Andrews, Mark | TE | 6-5 | 256 | 09/06/95 | 4 | Oklahoma | Scottsdale, AZ | D3b '18 |
| 23 | Averett, Anthony | CB | 5-11 | 184 | 11/30/94 | 4 | Alabama | Woodbury, NJ | D4a '18 |
| 12 | Bateman, Rashod | WR | 6-1 | 193 | 11/29/99 | R | Minnesota | Tifton, GA | D1a '21 |
| 17 | Bell, Le'Veon | RB | 6-1 | 225 | 02/18/92 | 8 | Michigan State | Reynoldsburg, OH | FA '21 |
| 49 | Board, Chris | ILB | 6-2 | 237 | 07/23/95 | 4 | North Dakota State | Orlando, FL | FA '18 |
| 54 | Bowser, Tyus | OLB | 6-3 | 242 | 05/23/95 | 5 | Houston | Tyler, TX | D2 '17 |
| 80 | Boykin, Miles | WR | 6-4 | 220 | 10/12/96 | 3 | Notre Dame | New Lenox, IL | D3b '19 |
| 77 | Bozeman, Bradley | C/G | 6-5 | 325 | 11/24/94 | 4 | Alabama | Roanoke, AL | D6c '18 |
| 5 | Brown, Marquise | WR | 5-9 | 180 | 06/04/97 | 3 | Oklahoma | Hollywood, FL | D1 '19 |
| 56 | Bynes, Josh | ILB | 6-1 | 235 | 08/24/89 | 10 | Auburn | Lauderdale Lakes, FL | FA '21 |
| 93 | Campbell, Calais | DE | 6-8 | 300 | 09/01/86 | 14 | Miami (Fla) | Denver, CO | TR (Jax.) '20 |
| 36 | Clark, Chuck | S | 6-0 | 205 | 04/19/95 | 5 | Virginia Tech | Suffolk, VA | D6 '17 |
| 63 | Colon, Trystan | C/G | 6-3 | 313 | 03/23/98 | 2 | Missouri | Webb City, MO | FA '20 |
| 13 | Duvernay, Devin | WR | 5-11 | 200 | 09/12/97 | 2 | Texas | Sachse, TX | D3b '20 |
| 32 | Elliott, DeShon | S | 6-1 | 210 | 04/21/97 | 4 | Texas | Dallas, TX | D6a '18 |
| 71 | Ellis, Justin | DT | 6-2 | 350 | 12/27/90 | 8 | Louisiana Tech | Neville, LA | FA '19 |
| 45 | Ferguson, Jaylon | OLB | 6-5 | 270 | 12/14/95 | 3 | Louisiana Tech | St. Francisville, LA | D3a '19 |
| 33 | Freeman, Devonta | RB | 5-8 | 206 | 03/15/92 | 8 | Florida State | Miami, FL | FA '21 |
| 50 | Houston, Justin | OLB | 6-3 | 270 | 01/21/89 | 11 | Georgia | Statesboro, GA | FA '21 |
| 44 | Humphrey, Marlon | CB | 6-0 | 197 | 07/08/96 | 5 | Alabama | Hoover, AL | D1 '17 |
| 2 | Huntley, Tyler | QB | 6-1 | 196 | 02/03/98 | 2 | Utah | Hallandale Beach, FL | FA '20 |
| 8 | Jackson, Lamar | QB | 6-2 | 212 | 01/07/97 | 4 | Louisville | Pompano Beach, FL | D1b '18 |
| 4 | Koch, Sam | P | 6-1 | 222 | 08/13/82 | 16 | Nebraska | Seward, NE | D6a '06 |
| 41 | Levine Sr., Anthony | DB/LB | 5-11 | 207 | 03/27/87 | 10 | Tennessee State | Abbeville, LA | FA '12 |
| 92 | Madubuike, Justin | DT | 6-3 | 300 | 11/17/97 | 2 | Texas A&M | McKinney, TX | D3a '20 |
| 90 | McPhee, Pernell | OLB | 6-3 | 269 | 12/17/88 | 11 | Mississippi State | Pahokee, FL | (Was.) '19 |
| 65 | Mekari, Patrick | OL | 6-4 | 308 | 08/13/97 | 3 | Cal-Berkeley | Westlake Village, CA | FA '19 |
| 46 | Moore, Nick | LS | 6-2 | 248 | 12/09/92 | 2 | Georgia | Snellville, GA | FA '20 |
| 28 | Murray, Latavious | RB | 6-3 | 230 | 01/18/90 | 8 | Central Florida | Nedrow, NY | FA '21 |
| 84 | Oliver, Josh | TE | 6-5 | 249 | 03/21/97 | 3 | San Jose State | Paso Robles, CA | TR (Jax.) '21 |
| 99 | Owens, Odafé | OLB | 6-5 | 251 | 12/15/98 | R | Penn State | Hackensack, NJ | D1b '21 |
| 74 | Phillips, Tyre | G/T | 6-5 | 330 | 01/29/97 | 2 | Mississippi State | Grenada, MS | D3d '20 |
| 72 | Powers, Ben | G | 6-4 | 310 | 10/29/96 | 3 | Oklahoma | Wichita, KS | D4b '19 |
| 11 | Proche II, James | WR | 5-11 | 201 | 09/20/96 | 2 | Southern Methodist | Dallas, TX | D6 '20 |
| 6 | Queen, Patrick | ILB | 6-0 | 232 | 08/13/99 | 2 | Louisiana State | Ventress, LA | D1 '20 |
| 42 | Ricard, Patrick | FB/DL | 6-3 | 300 | 05/27/94 | 5 | Maine | Spencer, MA | FA '17 |
| 22 | Smith, Jimmy | CB | 6-2 | 210 | 07/26/88 | 11 | Colorado | Colton, CA | D1 '11 |
| 21 | Stephens, Brandon | DB | 6-1 | 213 | 12/29/97 | R | Southern Methodist | Plano, TX | D3b '21 |
| 26 | Stone, Geno | S | 5-11 | 207 | 04/19/99 | 2 | Iowa | New Castle, PA | D7 '20 |
| 9 | Tucker, Justin | K | 6-1 | 183 | 11/21/89 | 10 | Texas | Austin, TX | FA '12 |
| 78 | Villanueva, Alejandro | T | 6-9 | 320 | 09/22/88 | 7 | Army | Meridian, MS | FA '21 |
| 16 | Wallace, Tylan | WR | 5-11 | 193 | 05/13/99 | R | Oklahoma State | Fort Worth, TX | D4 '21 |
| 29 | Washington, Ar'Darius | S | 5-8 | 176 | 11/02/99 | R | Texas Christian | Shreveport, LA | FA '21 |
| 96 | Washington, Broderick | DT | 6-2 | 305 | 12/04/96 | 2 | Texas Tech | Longview, TX | D5 '20 |
| 14 | Watkins, Sammy | WR | 6-1 | 211 | 06/14/93 | 8 | Clemson | Fort Myers, FL | UFA (KC) '21 |
| 57 | Welch, Kristian | LB | 6-3 | 240 | 05/24/98 | 2 | Iowa | Iola, WI | FA '20 |
| 98 | Williams, Brandon | DT | 6-1 | 336 | 02/21/89 | 9 | Missouri Southern St. | Kirkwood, MO | D3 '13 |
| 34 | Williams, Ty'Son | RB | 6-0 | 220 | 09/20/96 | 2 | BYU | Sumter, SC | FA '20 |
| 25 | Young, Tavon | CB | 5-9 | 185 | 03/14/94 | 6 | Temple | Oxon Hill, MD | D4a '16 |
| 70 | Zeitler, Kevin | G | 6-4 | 315 | 03/08/90 | 9 | Wisconsin | Waukesha, WI | FA '21 |
| Practice Squad (16) | | | | | | | | | |
| 64 | Carpenter, James | G | 6-5 | 321 | 03/22/89 | 11 | Alabama | Augusta, GA | FA '21 |
| 61 | Jones-Smith, Jaryd | T | 6-7 | 345 | 09/03/95 | 1 | Pittsburgh | Camden, NJ | FA '21 |
| 47 | McCrary, Nate | RB | 6-0 | 213 | 04/09/99 | R | Saginaw Valley State | Muskegon, MI | FA '21 |
| 69 | McKenzie, Kahlil | DT | 6-3 | 326 | 01/03/97 | 2 | Tennessee | Green Bay, WI | FA '21 |
| 7 | McSorley, Trace | QB | 6-0 | 202 | 08/23/95 | 3 | Penn State | Ashburn, VA | D6 '19 |
| 10 | Moore, Jaylon | WR | 5-11 | 191 | 07/01/97 | 1 | Tennessee-Martin | Memphis, TN | FA '20 |
| 67 | Ogbuehi, Cedric | T | 6-5 | 308 | 04/25/92 | 7 | Texas A&M | Allen, TX | FA '21 |
| 83 | Poljan, Tony | TE | 6-7 | 251 | 04/25/97 | R | Virginia | Lansing, MI | FA '21 |
| 53 | Redmond, Adam | C | 6-6 | 306 | 05/19/93 | 3 | Harvard | Strongsville, OH | FA '21 |
| 38 | Seymour, Kevon | DB | 6-0 | 185 | 11/30/93 | 5 | USC | Pasadena, CA | FA '21 |
| 62 | Sharpe, David | T | 6-6 | 330 | 10/21/95 | 5 | Florida | Jacksonville, FL | FA '21 |
| 58 | Thomas, Joe | LB | 6-1 | 233 | 05/06/91 | 7 | South Carolina State | Blackville, S.C. | FA '21 |
| 85 | Tomlinson, Eric | TE | 6-6 | 263 | 04/22/92 | 5 | UTEP | Oklahoma City, OK | FA '20 |
| 15 | Verity, Jake | K | 6-2 | 197 | 12/23/97 | R | East Carolina | Bremen, GA | FA '21 |
| 81 | Victor, Binjimen | WR | 6-4 | 199 | 01/15/97 | 1 | Ohio State | Pompano Beach, FL | FA '21 |
| 39 | Wilkins, Mazzi | DB | 6-0 | 191 | 10/12/95 | 3 | South Florida | Tampa, FL | FA '21 |
| Injured Reserve (14) | | | | | | | | | |
| 51 | Alaka, Otaró | ILB | 6-3 | 239 | 05/18/96 | 3 | Texas A&M | Houston, TX | FA '19 |
| 66 | Cleveland, Ben | G | 6-6 | 357 | 08/25/98 | R | Georgia | Toccoa, GA | D3a '21 |
| 97 | Crawford, Aaron | DT | 6-1 | 315 | 11/04/97 | 2 | North Carolina | Ashburn, VA | FA '20 |
| 27 | Dobbins, J.K. | RB | 5-10 | 212 | 12/17/98 | 2 | Ohio State | La Grange, TX | D2 '20 |
| 31 | Dorsey, Khalil | CB | 5-9 | 181 | 03/31/98 | 2 | Northern Arizona | Ontario, CA | FA '20 |
| 35 | Edwards, Gus | RB | 6-1 | 238 | 04/13/95 | 4 | Rutgers | Liberia | FA '18 |
| 3 | Fort, L.J. | ILB | 6-0 | 232 | 01/03/90 | 7 | Northern Iowa | Waynesville, MO | FA '19 |
| 59 | Hayes, Daelin | OLB | 6-4 | 253 | 05/16/98 | R | Notre Dame | Belleville, MI | D5b '21 |
| 43 | Hill, Justice | RB | 5-10 | 200 | 11/14/97 | 3 | Oklahoma State | Tulsa, OK | D4a '19 |
| 91 | Kelly, Xavier | DT | 6-6 | 306 | 10/02/97 | R | Arkansas | Wichita, KA | FA '21 |
| 37 | Marshall, Iman | CB | 6-1 | 210 | 02/27/97 | 3 | Southern California | Long Beach, CA | D4c '19 |
| 24 | Peters, Marcus | CB | 6-0 | 197 | 01/09/93 | 7 | Washington | Oakland, CA | TR (LAR) '19 |
| 79 | Stanley, Ronnie | T | 6-6 | 315 | 03/18/94 | 6 | Notre Dame | Las Vegas, NV | D1 '16 |
| 30 | Westry, Chris | CB | 6-4 | 197 | 07/10/97 | 2 | Kentucky | Orange Park, FL | FA '21 |
| Practice Squad/Injured Reserve (1) | | | | | | | | | |
| 76 | Smith, Andre | T | 6-4 | 330 | 01/25/87 | 13 | Alabama | Birmingham, AL | FA '19 |
| Injured Reserve - Designated For Return (2) | | | | | | | | | |
| 86 | Boyle, Nick | TE | 6-4 | 270 | 02/17/93 | 7 | Delaware | Sussex, NJ | D5a '15 |
| 95 | Wolfe, Derek | DE | 6-5 | 285 | 02/24/90 | 10 | Cincinnati | East Liverpool, OH | UFA (Den.) '20 |
| Reserve/NFIN (2) | | | | | | | | | |
| 40 | Harrison, Malik | ILB | 6-3 | 247 | 03/05/98 | 2 | Ohio State | Columbus, OH | D3c '20 |
| 60 | James, Ja'Wuan | T | 6-6 | 312 | 06/03/92 | 7 | Tennessee | Atlanta, GA | FA '21 |
| Reserve/League Susp. (1) | | | | | | | | | |
| 68 | Ealy, Adrian | T | 6-6 | 321 | 08/07/99 | R | Oklahoma | Gonzales, LA | FA '21 |



NUMERICAL ROSTER

| NO. | NAME | POS | HT | WT | DOB | EXP | COLLEGE | HOMETOWN | HOW ACQ |
|-----|----------------------|-------|------|-----|----------|-----|-----------------------|----------------------|---------------|
| 2 | Tyler Huntley | QB | 6-1 | 196 | 02/03/98 | 2 | Utah | Hallandale Beach, FL | FA '20 |
| 4 | Sam Koch | P | 6-1 | 222 | 08/13/82 | 16 | Nebraska | Seward, NE | D6a '06 |
| 5 | Marquise Brown | WR | 5-9 | 180 | 06/04/97 | 3 | Oklahoma | Hollywood, FL | D1 '19 |
| 6 | Patrick Queen | ILB | 6-0 | 232 | 08/13/99 | 2 | Louisiana State | Ventress, LA | D1 '20 |
| 8 | Lamar Jackson | QB | 6-2 | 212 | 01/07/97 | 4 | Louisville | Pompano Beach, FL | D1b '18 |
| 9 | Justin Tucker | K | 6-1 | 183 | 11/21/89 | 10 | Texas | Austin, TX | FA '12 |
| 11 | James Proche II | WR | 5-11 | 201 | 09/20/96 | 2 | Southern Methodist | Dallas, TX | D6 '20 |
| 12 | Rashod Bateman | WR | 6-1 | 193 | 11/29/99 | R | Minnesota | Tifton, GA | D1a '21 |
| 13 | Devin Duvernay | WR | 5-11 | 200 | 09/12/97 | 2 | Texas | Sachse, TX | D3b '20 |
| 14 | Sammy Watkins | WR | 6-1 | 211 | 06/14/93 | 8 | Clemson | Fort Myers, FL | UFA (KC) '21 |
| 16 | Tylan Wallace | WR | 5-11 | 193 | 05/13/99 | R | Oklahoma State | Fort Worth, TX | D4 '21 |
| 17 | Le'Veon Bell | RB | 6-1 | 225 | 02/18/92 | 8 | Michigan State | Reynoldsburg, OH | FA '21 |
| 21 | Brandon Stephens | DB | 6-1 | 213 | 12/29/97 | R | Southern Methodist | Plano, TX | D3b '21 |
| 22 | Jimmy Smith | CB | 6-2 | 210 | 07/26/88 | 11 | Colorado | Colton, CA | D1 '11 |
| 23 | Anthony Averett | CB | 5-11 | 184 | 11/30/94 | 4 | Alabama | Woodbury, NJ | D4a '18 |
| 25 | Tavon Young | CB | 5-9 | 185 | 03/14/94 | 6 | Temple | Oxon Hill, MD | D4a '16 |
| 26 | Geno Stone | S | 5-11 | 207 | 04/19/99 | 2 | Iowa | New Castle, PA | D7 '20 |
| 28 | Lataavius Murray | RB | 6-3 | 230 | 01/18/90 | 8 | Central Florida | Nedrow, NY | FA '21 |
| 29 | Ar'Darius Washington | S | 5-8 | 176 | 11/02/99 | R | Texas Christian | Shreveport, LA | FA '21 |
| 32 | DeShon Elliott | S | 6-1 | 210 | 04/21/97 | 4 | Texas | Dallas, TX | D6a '18 |
| 33 | Devonta Freeman | RB | 5-8 | 206 | 03/15/92 | 8 | Florida State | Miami, FL | FA '21 |
| 34 | Ty'Son Williams | RB | 6-0 | 220 | 09/20/96 | 2 | BYU | Sumter, SC | FA '20 |
| 36 | Chuck Clark | S | 6-0 | 205 | 04/19/95 | 5 | Virginia Tech | Suffolk, VA | D6 '17 |
| 41 | Anthony Levine Sr. | DB/LB | 5-11 | 207 | 03/27/87 | 10 | Tennessee State | Abbeville, LA | FA '12 |
| 42 | Patrick Ricard | FB/DL | 6-3 | 300 | 05/27/94 | 5 | Maine | Spencer, MA | FA '17 |
| 44 | Marlon Humphrey | CB | 6-0 | 197 | 07/08/96 | 5 | Alabama | Hoover, AL | D1 '17 |
| 45 | Jaylon Ferguson | OLB | 6-5 | 270 | 12/14/95 | 3 | Louisiana Tech | St. Francisville, LA | D3a '19 |
| 46 | Nick Moore | LS | 6-2 | 248 | 12/09/92 | 2 | Georgia | Snellville, GA | FA '20 |
| 49 | Chris Board | ILB | 6-2 | 237 | 07/23/95 | 4 | North Dakota State | Orlando, FL | FA '18 |
| 50 | Justin Houston | OLB | 6-3 | 270 | 01/21/89 | 11 | Georgia | Statesboro, GA | FA '21 |
| 54 | Tyus Bowser | OLB | 6-3 | 242 | 05/23/95 | 5 | Houston | Tyler, TX | D2 '17 |
| 56 | Josh Bynes | ILB | 6-1 | 235 | 08/24/89 | 10 | Auburn | Lauderdale Lakes, FL | FA '21 |
| 57 | Kristian Welch | LB | 6-3 | 240 | 05/24/98 | 2 | Iowa | Iola, IA | FA '20 |
| 63 | Trystan Colon | C/G | 6-3 | 313 | 03/23/98 | 2 | Missouri | Webb City, MO | FA '20 |
| 65 | Patrick Mekari | OL | 6-4 | 308 | 08/13/97 | 3 | Cal-Berkeley | Westlake Village, CA | FA '19 |
| 70 | Kevin Zeitler | G | 6-4 | 315 | 03/08/90 | 9 | Wisconsin | Waukesha, WI | FA '21 |
| 71 | Justin Ellis | DT | 6-2 | 350 | 12/27/90 | 8 | Louisiana Tech | Neville, LA | FA '19 |
| 72 | Ben Powers | G | 6-4 | 310 | 10/29/96 | 3 | Oklahoma | Wichita, KS | D4b '19 |
| 74 | Tyre Phillips | G/T | 6-5 | 330 | 01/29/97 | 2 | Mississippi State | Grenada, MS | D3d '20 |
| 77 | Bradley Bozeman | C/G | 6-5 | 325 | 11/24/94 | 4 | Alabama | Roanoke, AL | D6c '18 |
| 78 | Alejandro Villanueva | T | 6-9 | 320 | 09/22/88 | 7 | Army | Meridian, MS | FA '21 |
| 80 | Miles Boykin | WR | 6-4 | 220 | 10/12/96 | 3 | Notre Dame | New Lenox, IL | D3b '19 |
| 84 | Josh Oliver | TE | 6-5 | 249 | 03/21/97 | 3 | San Jose State | Paso Robles, CA | TR (Jax.) '21 |
| 89 | Mark Andrews | TE | 6-5 | 256 | 09/06/95 | 4 | Oklahoma | Scottsdale, AZ | D3b '18 |
| 90 | Pernell McPhee | OLB | 6-3 | 269 | 12/17/88 | 11 | Mississippi State | Pahokee, FL | (Was.) '19 |
| 92 | Justin Madubuike | DT | 6-3 | 300 | 11/17/97 | 2 | Texas A&M | McKinney, TX | D3a '20 |
| 93 | Calais Campbell | DE | 6-8 | 300 | 09/01/86 | 14 | Miami (Fla) | Denver, CO | TR (Jax.) '20 |
| 96 | Broderick Washington | DT | 6-2 | 305 | 12/04/96 | 2 | Texas Tech | Longview, TX | D5 '20 |
| 98 | Brandon Williams | DT | 6-1 | 336 | 02/21/89 | 9 | Missouri Southern St. | Kirkwood, MO | D3 '13 |
| 99 | Odafe Oweh | OLB | 6-5 | 251 | 12/15/98 | R | Penn State | Hackensack, NJ | D1b '21 |

Practice Squad (16)

| | | | | | | | | | |
|----|-------------------|----|------|-----|----------|----|----------------------|-------------------|--------|
| 7 | Trace McSorley | QB | 6-0 | 202 | 08/23/95 | 3 | Penn State | Ashburn, VA | D6 '19 |
| 10 | Jaylon Moore | WR | 5-11 | 191 | 07/01/97 | 1 | Tennessee-Martin | Memphis, TN | FA '20 |
| 15 | Jake Verity | K | 6-2 | 197 | 12/23/97 | R | East Carolina | Bremen, GA | FA '21 |
| 38 | Kevon Seymour | DB | 6-0 | 185 | 11/30/93 | 5 | USC | Pasadena, CA | FA '21 |
| 39 | Mazzi Wilkins | DB | 6-0 | 191 | 10/12/95 | 3 | South Florida | Tampa, FL | FA '21 |
| 47 | Nate McCrary | RB | 6-0 | 213 | 04/09/99 | R | Saginaw Valley State | Muskegon, MI | FA '21 |
| 53 | Adam Redmond | C | 6-6 | 306 | 05/19/93 | 3 | Harvard | Strongsville, OH | FA '21 |
| 58 | Joe Thomas | LB | 6-1 | 233 | 05/06/91 | 7 | South Carolina State | Blackville, S.C. | FA '21 |
| 61 | Jaryd Jones-Smith | T | 6-7 | 345 | 09/03/95 | 1 | Pittsburgh | Camden, NJ | FA '21 |
| 62 | David Sharpe | T | 6-6 | 330 | 10/21/95 | 5 | Florida | Jacksonville, FL | FA '21 |
| 64 | James Carpenter | G | 6-5 | 321 | 03/22/89 | 11 | Alabama | Augusta, GA | FA '21 |
| 67 | Cedric Ogbuehi | T | 6-5 | 308 | 04/25/92 | 7 | Texas A&M | Allen, TX | FA '21 |
| 69 | Kahlil McKenzie | DT | 6-3 | 326 | 01/03/97 | 2 | Tennessee | Green Bay, WI | FA '21 |
| 81 | Binjimen Victor | WR | 6-4 | 199 | 01/15/97 | 1 | Ohio State | Pompano Beach, FL | FA '21 |
| 83 | Tony Poljan | TE | 6-7 | 251 | 04/25/97 | R | Virginia | Lansing, MI | FA '21 |
| 85 | Eric Tomlinson | TE | 6-6 | 263 | 04/22/92 | 5 | UTEP | Oklahoma City, OK | FA '20 |

Injured Reserve (14)

| | | | | | | | | | |
|----|----------------|-----|------|-----|----------|---|---------------------|-----------------|--------------|
| 3 | L.J. Fort | ILB | 6-0 | 232 | 01/03/90 | 7 | Northern Iowa | Waynesville, MO | FA '19 |
| 24 | Marcus Peters | CB | 6-0 | 197 | 01/09/93 | 7 | Washington | Oakland, CA | TR (LAR) '19 |
| 27 | J.K. Dobbins | RB | 5-10 | 212 | 12/17/98 | 2 | Ohio State | La Grange, TX | D2 '20 |
| 30 | Chris Westry | CB | 6-4 | 197 | 07/10/97 | 2 | Kentucky | Orange Park, FL | FA '21 |
| 31 | Khalil Dorsey | CB | 5-9 | 181 | 03/31/98 | 2 | Northern Arizona | Ontario, CA | FA '20 |
| 35 | Gus Edwards | RB | 6-1 | 238 | 04/13/95 | 4 | Rutgers | Liberia | FA '18 |
| 37 | Iman Marshall | CB | 6-1 | 210 | 02/27/97 | 3 | Southern California | Long Beach, CA | D4c '19 |
| 43 | Justice Hill | RB | 5-10 | 200 | 11/14/97 | 3 | Oklahoma State | Tulsa, OK | D4a '19 |
| 51 | Otaro Alaka | ILB | 6-3 | 239 | 05/18/96 | 3 | Texas A&M | Houston, TX | FA '19 |
| 59 | Daelin Hayes | OLB | 6-4 | 253 | 05/16/98 | R | Notre Dame | Belleville, MI | D5b '21 |
| 66 | Ben Cleveland | G | 6-6 | 357 | 08/25/98 | R | Georgia | Toccoa, GA | D3a '21 |
| 79 | Ronnie Stanley | T | 6-6 | 315 | 03/18/94 | 6 | Notre Dame | Las Vegas, NV | D1 '16 |
| 91 | Xavier Kelly | DT | 6-6 | 306 | 10/02/97 | R | Arkansas | Wichita, KA | FA '21 |
| 97 | Aaron Crawford | DT | 6-1 | 315 | 11/04/97 | 2 | North Carolina | Ashburn, VA | FA '20 |

Practice Squad/Injured Reserve (1)

| | | | | | | | | | |
|----|-------------|---|-----|-----|----------|----|---------|----------------|--------|
| 76 | Andre Smith | T | 6-4 | 330 | 01/25/87 | 13 | Alabama | Birmingham, AL | FA '19 |
|----|-------------|---|-----|-----|----------|----|---------|----------------|--------|

Injured Reserve - Designated For Return (2)

| | | | | | | | | | |
|----|-------------|----|-----|-----|----------|----|------------|--------------------|----------------|
| 86 | Nick Boyle | TE | 6-4 | 270 | 02/17/93 | 7 | Delaware | Sussex, NJ | D5a '15 |
| 95 | Derek Wolfe | DE | 6-5 | 285 | 02/24/90 | 10 | Cincinnati | East Liverpool, OH | UFA (Den.) '20 |

Reserve/NFIN (2)

| | | | | | | | | | |
|----|----------------|-----|-----|-----|----------|---|------------|--------------|---------|
| 40 | Malik Harrison | ILB | 6-3 | 247 | 03/05/98 | 2 | Ohio State | Columbus, OH | D3c '20 |
| 60 | Ja'Wuan James | T | 6-6 | 312 | 06/03/92 | 7 | Tennessee | Atlanta, GA | FA '21 |

Reserve/League Susp. (1)

| | | | | | | | | | |
|----|-------------|---|-----|-----|----------|---|----------|--------------|--------|
| 68 | Adrian Ealy | T | 6-6 | 321 | 08/07/99 | R | Oklahoma | Gonzales, LA | FA '21 |
|----|-------------|---|-----|-----|----------|---|----------|--------------|--------|



POSITIONAL ROSTER

| NO. | NAME | POS. | HT. | WT. | AGE | EXP. | COLLEGE | HOMETOWN | HOW ACQ. |
|-----------------------------|-------------------------|-------|------|-----|-----|------|-----------------------|----------------------|----------------|
| QUARTERBACKS (3) | | | | | | | | | |
| 2 | Tyler Huntley | QB | 6-1 | 196 | 23 | 2 | Utah | Hallandale Beach, FL | FA '20 |
| 7 | Trace McSorley (PS) | QB | 6-0 | 202 | 26 | 3 | Penn State | Ashburn, VA | D6 '19 |
| 8 | Lamar Jackson | QB | 6-2 | 212 | 24 | 4 | Louisville | Pompano Beach, FL | D1b '18 |
| RUNNING BACKS (9) | | | | | | | | | |
| 17 | Le'Veon Bell | RB | 6-1 | 225 | 29 | 8 | Michigan State | Reynoldsburg, OH | FA '21 |
| 27 | J.K. Dobbins (IR) | RB | 5-10 | 212 | 22 | 2 | Ohio State | La Grange, TX | D2 '20 |
| 28 | Lataavius Murray | RB | 6-3 | 230 | 31 | 8 | Central Florida | Nedrow, NY | FA '21 |
| 33 | Devonta Freeman | RB | 5-8 | 206 | 29 | 8 | Florida State | Miami, FL | FA '21 |
| 34 | Ty'Son Williams | RB | 6-0 | 220 | 25 | 2 | BYU | Sumter, SC | FA '20 |
| 35 | Gus Edwards (IR) | RB | 6-1 | 238 | 26 | 4 | Rutgers | Liberia | FA '18 |
| 42 | Patrick Ricard | FB/DL | 6-3 | 300 | 27 | 5 | Maine | Spencer, MA | FA '17 |
| 43 | Justice Hill (IR) | RB | 5-10 | 200 | 23 | 3 | Oklahoma State | Tulsa, OK | D4a '19 |
| 47 | Nate McCrary (PS) | RB | 6-0 | 213 | 22 | R | Saginaw Valley State | Muskegon, MI | FA '21 |
| WIDE RECEIVERS (9) | | | | | | | | | |
| 5 | Marquise Brown | WR | 5-9 | 180 | 24 | 3 | Oklahoma | Hollywood, FL | D1 '19 |
| 10 | Jaylon Moore (PS) | WR | 5-11 | 191 | 24 | 1 | Tennessee-Martin | Memphis, TN | FA '20 |
| 11 | James Proche II | WR | 5-11 | 201 | 25 | 2 | Southern Methodist | Dallas, TX | D6 '20 |
| 12 | Rashod Bateman | WR | 6-1 | 193 | 21 | R | Minnesota | Tifton, GA | D1a '21 |
| 13 | Devin Duvernay | WR | 5-11 | 200 | 24 | 2 | Texas | Sachse, TX | D3b '20 |
| 14 | Sammy Watkins | WR | 6-1 | 211 | 28 | 8 | Clemson | Fort Myers, FL | UFA (KC) '21 |
| 16 | Tylan Wallace | WR | 5-11 | 193 | 22 | R | Oklahoma State | Fort Worth, TX | D4 '21 |
| 80 | Miles Boykin | WR | 6-4 | 220 | 25 | 3 | Notre Dame | New Lenox, IL | D3b '19 |
| 81 | Binjimen Victor (PS) | WR | 6-4 | 199 | 24 | 1 | Ohio State | Pompano Beach, FL | FA '21 |
| TIGHT ENDS (5) | | | | | | | | | |
| 83 | Tony Poljan (PS) | TE | 6-7 | 251 | 24 | R | Virginia | Lansing, MI | FA '21 |
| 84 | Josh Oliver | TE | 6-5 | 249 | 24 | 3 | San Jose State | Paso Robles, CA | TR (Jax.) '21 |
| 85 | Eric Tomlinson (PS) | TE | 6-6 | 263 | 29 | 5 | UTEP | Oklahoma City, OK | FA '20 |
| 86 | Nick Boyle (IR) | TE | 6-4 | 270 | 28 | 7 | Delaware | Sussex, NJ | D5a '15 |
| 89 | Mark Andrews | TE | 6-5 | 256 | 26 | 4 | Oklahoma | Scottsdale, AZ | D3b '18 |
| OFFENSIVE LINE (17) | | | | | | | | | |
| 53 | Adam Redmond (PS) | C | 6-6 | 306 | 28 | 3 | Harvard | Strongsville, OH | FA '21 |
| 60 | Ja'Wuan James (R/NFIN) | T | 6-6 | 312 | 29 | 7 | Tennessee | Atlanta, GA | FA '21 |
| 61 | Jaryd Jones-Smith (PS) | T | 6-7 | 345 | 26 | 1 | Pittsburgh | Camden, NJ | FA '21 |
| 62 | David Sharpe (PS) | T | 6-6 | 330 | 26 | 5 | Florida | Jacksonville, FL | FA '21 |
| 63 | Trystan Colon | C/G | 6-3 | 313 | 23 | 2 | Missouri | Webb City, MO | FA '20 |
| 64 | James Carpenter (PS) | G | 6-5 | 321 | 32 | 11 | Alabama | Augusta, GA | FA '21 |
| 65 | Patrick Mekari | OL | 6-4 | 308 | 24 | 3 | Cal-Berkeley | Westlake Village, CA | FA '19 |
| 66 | Ben Cleveland (IR) | G | 6-6 | 357 | 23 | R | Georgia | Toccoa, GA | D3a '21 |
| 67 | Cedric Ogbuehi (PS) | T | 6-5 | 308 | 29 | 7 | Texas A&M | Allen, TX | FA '21 |
| 68 | Adrian Ealy (R/SUS) | T | 6-6 | 321 | 22 | R | Oklahoma | Gonzales, LA | FA '21 |
| 70 | Kevin Zeitler | G | 6-4 | 315 | 31 | 9 | Wisconsin | Waukesha, WI | FA '21 |
| 72 | Ben Powers | G | 6-4 | 310 | 25 | 3 | Oklahoma | Wichita, KS | D4b '19 |
| 74 | Tyre Phillips | G/T | 6-5 | 330 | 24 | 2 | Mississippi State | Grenada, MS | D3d '20 |
| 76 | Andre Smith (PSIR) | T | 6-4 | 330 | 34 | 13 | Alabama | Birmingham, AL | FA '19 |
| 77 | Bradley Bozeman | C/G | 6-5 | 325 | 26 | 4 | Alabama | Roanoke, AL | D6c '18 |
| 78 | Alejandro Villanueva | T | 6-9 | 320 | 33 | 7 | Army | Meridian, MS | FA '21 |
| 79 | Ronnie Stanley (IR) | T | 6-6 | 315 | 27 | 6 | Notre Dame | Las Vegas, NV | D1 '16 |
| LINEBACKERS (14) | | | | | | | | | |
| 3 | L.J. Fort (IR) | ILB | 6-0 | 232 | 31 | 7 | Northern Iowa | Waynesville, MO | FA '19 |
| 6 | Patrick Queen | ILB | 6-0 | 232 | 22 | 2 | Louisiana State | Ventress, LA | D1 '20 |
| 40 | Malik Harrison (R/NFIN) | ILB | 6-3 | 247 | 23 | 2 | Ohio State | Columbus, OH | D3c '20 |
| 45 | Jaylon Ferguson | OLB | 6-5 | 270 | 25 | 3 | Louisiana Tech | St. Francisville, LA | D3a '19 |
| 49 | Chris Board | ILB | 6-2 | 237 | 26 | 4 | North Dakota State | Orlando, FL | FA '18 |
| 50 | Justin Houston | OLB | 6-3 | 270 | 32 | 11 | Georgia | Statesboro, GA | FA '21 |
| 51 | Otaro Alaka (IR) | ILB | 6-3 | 239 | 25 | 3 | Texas A&M | Houston, TX | FA '19 |
| 54 | Tyus Bowser | OLB | 6-3 | 242 | 26 | 5 | Houston | Tyler, TX | D2 '17 |
| 56 | Josh Bynes | ILB | 6-1 | 235 | 32 | 10 | Auburn | Lauderdale Lakes, FL | FA '21 |
| 57 | Kristian Welch | LB | 6-3 | 240 | 23 | 2 | Iowa | Iola, WI | FA '20 |
| 58 | Joe Thomas (PS) | LB | 6-1 | 233 | 30 | 7 | South Carolina State | Blackville, S.C. | FA '21 |
| 59 | Daelin Hayes (IR) | OLB | 6-4 | 253 | 23 | R | Notre Dame | Belleville, MI | D5b '21 |
| 90 | Pernell McPhee | OLB | 6-3 | 269 | 32 | 11 | Mississippi State | Pahokee, FL | (Was.) '19 |
| 99 | Odafé Oweh | OLB | 6-5 | 251 | 22 | R | Penn State | Hackensack, NJ | D1b '21 |
| DEFENSIVE BACKS (16) | | | | | | | | | |
| 21 | Brandon Stephens | DB | 6-1 | 213 | 23 | R | Southern Methodist | Plano, TX | D3b '21 |
| 22 | Jimmy Smith | CB | 6-2 | 210 | 33 | 11 | Colorado | Colton, CA | D1 '11 |
| 23 | Anthony Averett | CB | 5-11 | 184 | 26 | 4 | Alabama | Woodbury, NJ | D4a '18 |
| 24 | Marcus Peters (IR) | CB | 6-0 | 197 | 28 | 7 | Washington | Oakland, CA | TR (LAR) '19 |
| 25 | Tavon Young | CB | 5-9 | 185 | 27 | 6 | Temple | Oxon Hill, MD | D4a '16 |
| 26 | Geno Stone | S | 5-11 | 207 | 22 | 2 | Iowa | New Castle, PA | D7 '20 |
| 29 | Ar'Darius Washington | S | 5-8 | 176 | 22 | R | Texas Christian | Shreveport, LA | FA '21 |
| 30 | Chris Westry (IR) | CB | 6-4 | 197 | 24 | 2 | Kentucky | Orange Park, FL | FA '21 |
| 31 | Khalil Dorsey (IR) | CB | 5-9 | 181 | 23 | 2 | Northern Arizona | Ontario, CA | FA '20 |
| 32 | DeShon Elliott | S | 6-1 | 210 | 24 | 4 | Texas | Dallas, TX | D6a '18 |
| 36 | Chuck Clark | S | 6-0 | 205 | 26 | 5 | Virginia Tech | Suffolk, VA | D6 '17 |
| 37 | Iman Marshall (IR) | CB | 6-1 | 210 | 24 | 3 | Southern California | Long Beach, CA | D4c '19 |
| 38 | Kevon Seymour (PS) | DB | 6-0 | 185 | 27 | 5 | USC | Pasadena, CA | FA '21 |
| 39 | Mazzi Wilkins (PS) | DB | 6-0 | 191 | 26 | 3 | South Florida | Tampa, FL | FA '21 |
| 41 | Anthony Levine Sr. | DB/LB | 5-11 | 207 | 34 | 10 | Tennessee State | Abbeville, LA | FA '12 |
| 44 | Marlon Humphrey | CB | 6-0 | 197 | 25 | 5 | Alabama | Hoover, AL | D1 '17 |
| DEFENSIVE LINE (9) | | | | | | | | | |
| 69 | Kahlil McKenzie (PS) | DT | 6-3 | 326 | 24 | 2 | Tennessee | Green Bay, WI | FA '21 |
| 71 | Justin Ellis | DT | 6-2 | 350 | 30 | 8 | Louisiana Tech | Neville, LA | FA '19 |
| 91 | Xavier Kelly (IR) | DT | 6-6 | 306 | 24 | R | Arkansas | Wichita, KA | FA '21 |
| 92 | Justin Madubuike | DT | 6-3 | 300 | 23 | 2 | Texas A&M | McKinney, TX | D3a '20 |
| 93 | Calais Campbell | DE | 6-8 | 300 | 35 | 14 | Miami (Fla) | Denver, CO | TR (Jax.) '20 |
| 95 | Derek Wolfe (IR) | DE | 6-5 | 285 | 31 | 10 | Cincinnati | East Liverpool, OH | UFA (Den.) '20 |
| 96 | Broderick Washington | DT | 6-2 | 305 | 24 | 2 | Texas Tech | Longview, TX | D5 '20 |
| 97 | Aaron Crawford (IR) | DT | 6-1 | 315 | 23 | 2 | North Carolina | Ashburn, VA | FA '20 |
| 98 | Brandon Williams | DT | 6-1 | 336 | 32 | 9 | Missouri Southern St. | Kirkwood, MO | D3 '13 |
| SPECIALISTS (4) | | | | | | | | | |
| 4 | Sam Koch | P | 6-1 | 222 | 39 | 16 | Nebraska | Seward, NE | D6a '06 |
| 9 | Justin Tucker | K | 6-1 | 183 | 31 | 10 | Texas | Austin, TX | FA '12 |
| 15 | Jake Verity (PS) | K | 6-2 | 197 | 23 | R | East Carolina | Bremen, GA | FA '21 |
| 46 | Nick Moore | LS | 6-2 | 248 | 28 | 2 | Georgia | Snellville, GA | FA '20 |



DEPTH CHART

Compiled by Ravens PR staff on Nov. 2, 2021

OFFENSE

| | | | | | | | | |
|-----------|----|----------------------|-----------|-----------------------|----|-----------------|-----------|----------------------|
| WR | 14 | Sammy Watkins* | <u>12</u> | <u>Rashod Bateman</u> | 11 | James Proche II | <u>16</u> | <u>Tylan Wallace</u> |
| WR | 5 | Marquise Brown | 13 | Devin Duvernay | 80 | Miles Boykin | | |
| LT | 78 | Alejandro Villanueva | 74 | Tyre Phillips | | | | |
| LG | 72 | Ben Powers | 74 | Tyre Phillips | 63 | Trystan Colon | | |
| C | 77 | Bradley Bozeman | 63 | Trystan Colon | 65 | Patrick Mekari | | |
| RG | 70 | Kevin Zeitler | 74 | Tyre Phillips | 63 | Trystan Colon | | |
| RT | 65 | Patrick Mekari | 74 | Tyre Phillips | | | | |
| TE | 89 | Mark Andrews | 84 | Josh Oliver | | | | |
| QB | 8 | Lamar Jackson | 2 | Tyler Huntley | | | | |
| FB | 42 | Patrick Ricard | | | | | | |
| RB | 28 | Latavius Murray* | 33 | Devonta Freeman | 17 | Le'Veon Bell | 34 | Ty'Son Williams |

DEFENSE

| | | | | | | | | |
|-------------|----|------------------|-----------|-------------------------|-----------|-----------------------------|--|--|
| DT | 92 | Justin Madubuike | 96 | Broderick Washington | | | | |
| NT | 98 | Brandon Williams | 71 | Justin Ellis | | | | |
| DE | 93 | Calais Campbell | 96 | Broderick Washington | | | | |
| RUSH | 50 | Justin Houston | <u>99</u> | <u>Odafe Oweh</u> | 45 | Jaylon Ferguson | | |
| MLB | 56 | Josh Bynes | 49 | Chris Board | | | | |
| WLB | 6 | Patrick Queen | 57 | Kristian Welch | | | | |
| SAM | 54 | Tyus Bowser | 90 | Pernell McPhee | | | | |
| CB | 23 | Anthony Averett | 22 | Jimmy Smith | | | | |
| SS | 36 | Chuck Clark | 26 | Geno Stone | 41 | Anthony Levine Sr. | | |
| FS | 32 | DeShon Elliott | <u>21</u> | <u>Brandon Stephens</u> | <u>29</u> | <u>Ar'Darius Washington</u> | | |
| CB | 44 | Marlon Humphrey | 25 | Tavon Young | | | | |

SPECIAL TEAMS

| | | | | | | | | |
|------------|----|----------------|----|-----------------|-----------|----------------------|--|--|
| P | 4 | Sam Koch | | | | | | |
| K | 9 | Justin Tucker | | | | | | |
| H | 4 | Sam Koch | | | | | | |
| LS | 46 | Nick Moore | | | | | | |
| KOR | 13 | Devin Duvernay | 11 | James Proche II | 34 | Ty'Son Williams | | |
| PR | 13 | Devin Duvernay | 11 | James Proche II | <u>16</u> | <u>Tylan Wallace</u> | | |

All Rookies Underlined *Missed Last Game w/ Injury

PRONUNCIATIONS

PLAYERS: Otaro Alaka (oh-TARE-oh); Anthony Averett (AVE-rett); Calais Campbell (cuh-LAY-us); Khalil Dorsey (kuh-LIL); Devin Duvernay (DOO-ver-nay); Sam Koch (Cook); Anthony Levine Sr. (luh-VEEN); Justin Madubuike (mad-uh-BEE-kay); Patrick Mekari (muh-CARE-ee); Odafe Oweh (uh-DAH-fay, O-way); Tony Poljan (POLE-jan); James Proche (pro-SHAY); Kevon Seymour (KEE-von); Tylan Wallace (TIE-luhn); Ar'Darius Washington (ar-DARE-ee-us); Ty'Son Williams (tie-SAHN); Tavon Young (TAY-von) **COACHES:** Richard Angulo (an-GOO-low); Joe D'Alessandris (dell-ah-SAN-dress); D'Anton Lynn (DANT-in); Craig Ver Steeg (ver-STEEG); T.J. Weist (WEEST)

COACHING STAFF

| | |
|--|---|
| John Harbaugh - Head Coach | Tee Martin - Wide Receivers Coach |
| Chris Horton - Special Teams Coordinator | Jay Peterson - Asst. Linebackers / Quality Control |
| Don Martindale - Defensive Coordinator | Rob Ryan - Inside Linebackers Coach |
| Greg Roman - Offensive Coordinator | Steve Saunders - Head Strength & Conditioning Coach |
| Richard Angulo - Asst. Offensive Line Coach | Travis Switzer - Offensive Quality Control |
| Jason Brooks - Asst. Defensive Line / Quality Control | James Urban - Quarterbacks Coach |
| Randy Brown - Special Teams Coach | Craig Ver Steeg - Running Backs Coach |
| Joe D'Alessandris - Offensive Line Coach | Anthony Weaver - Run Game Coordinator / Defensive Line Coach |
| Bobby Engram - Tight Ends Coach | T.J. Weist - Special Teams Coach |
| Chris Hewitt - Pass Game Coordinator / Secondary | Drew Wilkins - Outside Linebackers Coach |
| D'Anton Lynn - Defensive Backs Coach | Keith Williams - Pass Game Specialist |

HOW THE RAVENS ARE BUILT

| YEAR | DRAFTEES (36) | FREE AGENTS (28) | TRADES (3) | UDFA (18) |
|------|---|---|----------------------------------|---|
| 2006 | P Sam Koch (6a) | | | |
| 2011 | CB Jimmy Smith (1) | | | |
| 2012 | | DB/LB Anthony Levine Sr. (FA '12) | | K Justin Tucker (FA '12) |
| 2013 | DT Brandon Williams (3) | | | |
| 2015 | TE Nick Boyle (5a) ϕ | | | |
| 2016 | T Ronnie Stanley (1) * CB Tavon Young (4a) | | | |
| 2017 | CB Marlon Humphrey (1) OLB Tyus Bowser (2) S Chuck Clark (6) | | | FB/DL Patrick Ricard (FA '17) |
| 2018 | QB Lamar Jackson (1b) TE Mark Andrews (3b) CB Anthony Averett (4a) S DeShon Elliott (6a) C/G Bradley Bozeman (6c) | | | ILB Chris Board (FA '18) RB Gus Edwards (FA '18) * |
| 2019 | WR Marquise Brown (1) OLB Jaylon Ferguson (3a) WR Miles Boykin (3b) RB Justice Hill (4a) * G Ben Powers (4b) CB Iman Marshall (4c) * QB Trace McSorley (6) ^ | DT Justin Ellis (FA '19) OLB Pernell McPhee (Was. '19) T Andre Smith (FA '19) Σ | CB Marcus Peters (TR LAR '19) * | ILB Otaru Alaka (FA '19) * OL Patrick Mekari (FA '19) |
| 2020 | ILB Patrick Queen (1) RB J.K. Dobbins (2) * DT Justin Madubuike (3a) WR Devin Duvernay (3b) ILB Malik Harrison (3c) δ G/T Tyre Phillips (3d) DT Broderick Washington (5) WR James Proche II (6) S Geno Stone (7) | LS Nick Moore (FA '20) TE Eric Tomlinson (FA '20) ^ DE Derek Wolfe (UFA Den. '20) ϕ | DE Calais Campbell (TR Jax. '20) | C/G Trystan Colon (FA '20) DT Aaron Crawford (FA '20) * CB Khalil Dorsey (FA '20) * QB Tyler Huntley (FA '20) WR Jaylon Moore (FA '20) ^ LB Kristian Welch (FA '20) RB Ty'Son Williams (FA '20) |
| 2021 | WR Rashod Bateman (1a) OLB Odafe Oweh (1b) G Ben Cleveland (3a) * DB Brandon Stephens (3b) WR Tylan Wallace (4) OLB Daelin Hayes (5b) * | RB Le'Veon Bell (FA '21) ILB Josh Bynes (FA '21) G James Carpenter (FA '21) ^ ILB L.J. Fort (FA '19) * RB Devonta Freeman (FA '21) OLB Justin Houston (FA '21) T Ja'Wuan James (FA '21) δ T Jaryd Jones-Smith (FA '21) ^ RB Nate McCrary (FA '21) ^ DT Kahlil McKenzie (FA '21) ^ RB Latavius Murray (FA '21) T Cedric Ogbuehi (FA '21) ^ C Adam Redmond (FA '21) ^ DB Kevon Seymour (FA '21) ^ T David Sharpe (FA '21) ^ LB Joe Thomas (FA '21) ^ T Alejandro Villanueva (FA '21) WR Sammy Watkins (UFA KC '21) CB Chris Westry (FA '21) * DB Mazzi Wilkins (FA '21) ^ G Kevin Zeitler (FA '21) | TE Josh Oliver (TR Jax. '21) | T Adrian Ealy (FA '21) - DT Xavier Kelly (FA '21) * TE Tony Poljan (FA '21) ^ K Jake Verity (FA '21) ^ S Ar'Darius Washington (FA '21) |

Key: *Injured Reserve, ^Practice Squad, RFA = Rookie Free Agent, RSFA = Restricted Free Agent, TR = Trade, UFA = Unrestricted Free Agent, δ = Reserve/NFI, Σ = Practice Squad Injured Reserve, ϕ = Designated Return from IR, - = Reserve/League Susp.

GAME-BY-GAME STARTERS

| OFFENSE | | | | | | | | | | | | |
|---------|---------------|----------------------------------|----------------------|---------------|-----------------|---------------|----------------------|---------------------------------|---------------|----------------|-----------------|----------------|
| DATE | OPPONENT | WR | LT | LG | C | RG | RT | TE | QB | FB | RB | WR |
| 9/13 | at Las Vegas | Sammy Watkins/ Marquise Brown | Ronnie Stanley | Tyre Phillips | Bradley Bozeman | Kevin Zeitler | Alejandro Villanueva | Mark Andrews | Lamar Jackson | -- | Ty'Son Williams | Devin Duvernay |
| 9/19 | Kansas City | Sammy Watkins/ Marquise Brown | Alejandro Villanueva | Ben Powers | Bradley Bozeman | Kevin Zeitler | Patrick Mekari | -- | Lamar Jackson | Patrick Ricard | Ty'Son Williams | Devin Duvernay |
| 9/26 | at Detroit | Sammy Watkins | Alejandro Villanueva | Ben Powers | Bradley Bozeman | Kevin Zeitler | Patrick Mekari | Mark Andrews | Lamar Jackson | Patrick Ricard | Ty'Son Williams | Marquise Brown |
| 10/3 | at Denver | Sammy Watkins | Alejandro Villanueva | Ben Powers | Bradley Bozeman | Kevin Zeitler | Patrick Mekari | Mark Andrews | Lamar Jackson | Patrick Ricard | Latavius Murray | Marquise Brown |
| 10/11 | Indianapolis | Sammy Watkins/ Marquise Brown | Alejandro Villanueva | Ben Powers | Bradley Bozeman | Kevin Zeitler | Patrick Mekari | Mark Andrews | Lamar Jackson | -- | Latavius Murray | Devin Duvernay |
| 10/17 | L.A. Chargers | Marquise Brown | Alejandro Villanueva | Ben Powers | Bradley Bozeman | Kevin Zeitler | Patrick Mekari | Eric Tomlinson | Lamar Jackson | Patrick Ricard | Latavius Murray | Devin Duvernay |
| 10/24 | Cincinnati | Marquise Brown | Alejandro Villanueva | Ben Powers | Bradley Bozeman | Kevin Zeitler | Patrick Mekari | Mark Andrews/ Eric Tomlinson | Lamar Jackson | Patrick Ricard | Devonta Freeman | -- |
| 11/7 | Minnesota | -- | -- | -- | -- | -- | -- | -- | -- | -- | -- | -- |
| 11/11 | at Miami | -- | -- | -- | -- | -- | -- | -- | -- | -- | -- | -- |
| 11/21 | at Chicago | -- | -- | -- | -- | -- | -- | -- | -- | -- | -- | -- |
| 11/28 | Cleveland | -- | -- | -- | -- | -- | -- | -- | -- | -- | -- | -- |
| 12/5 | at Pittsburgh | -- | -- | -- | -- | -- | -- | -- | -- | -- | -- | -- |
| 12/12 | at Cleveland | -- | -- | -- | -- | -- | -- | -- | -- | -- | -- | -- |
| 12/19 | Green Bay | -- | -- | -- | -- | -- | -- | -- | -- | -- | -- | -- |
| 12/26 | at Cincinnati | -- | -- | -- | -- | -- | -- | -- | -- | -- | -- | -- |
| 1/2 | L.A. Rams | -- | -- | -- | -- | -- | -- | -- | -- | -- | -- | -- |
| 1/9 | Pittsburgh | -- | -- | -- | -- | -- | -- | -- | -- | -- | -- | -- |

| DEFENSE | | | | | | | | | | | | | |
|---------|---------------|----------------------|------------------|-----------------|-------------------|---------------|----------------|-------------|-------------|-------------------------|-----------------|-----------------|-------------|
| DATE | OPPONENT | DT | NT | DE | RUSH | MLB | WLB | SAM | SS | FS | CB | CB | DB |
| 9/13 | at Las Vegas | Justin Madubuike | Brandon Williams | Calais Campbell | Justin Houston | Patrick Queen | Malik Harrison | Tyus Bowser | Chuck Clark | DeShon Elliott | Marlon Humphrey | Anthony Averett | -- |
| 9/19 | Kansas City | -- | Brandon Williams | Calais Campbell | Justin Houston | Patrick Queen | Malik Harrison | Tyus Bowser | Chuck Clark | DeShon Elliott | Marlon Humphrey | Anthony Averett | Tavon Young |
| 9/26 | at Detroit | Broderick Washington | Justin Ellis | Calais Campbell | <u>Odafe Oweh</u> | Patrick Queen | Malik Harrison | Tyus Bowser | Chuck Clark | DeShon Elliott | Marlon Humphrey | Anthony Averett | -- |
| 10/3 | at Denver | Justin Madubuike | Brandon Williams | Calais Campbell | Justin Houston | Patrick Queen | Malik Harrison | Tyus Bowser | Chuck Clark | <u>Brandon Stephens</u> | Marlon Humphrey | Anthony Averett | -- |
| 10/11 | Indianapolis | Justin Madubuike | Brandon Williams | Calais Campbell | Justin Houston | Patrick Queen | Malik Harrison | Tyus Bowser | Chuck Clark | <u>Brandon Stephens</u> | Marlon Humphrey | Anthony Averett | -- |
| 10/17 | L.A. Chargers | Justin Madubuike | Brandon Williams | Calais Campbell | Justin Houston | Josh Bynes | Patrick Queen | Tyus Bowser | Chuck Clark | DeShon Elliott | Marlon Humphrey | Anthony Averett | -- |
| 10/24 | Cincinnati | -- | Brandon Williams | Calais Campbell | Justin Houston | Josh Bynes | Patrick Queen | Tyus Bowser | Chuck Clark | DeShon Elliott | Marlon Humphrey | Anthony Averett | Tavon Young |
| 11/7 | Minnesota | -- | -- | -- | -- | -- | -- | -- | -- | -- | -- | -- | -- |
| 11/11 | at Miami | -- | -- | -- | -- | -- | -- | -- | -- | -- | -- | -- | -- |
| 11/21 | at Chicago | -- | -- | -- | -- | -- | -- | -- | -- | -- | -- | -- | -- |
| 11/28 | Cleveland | -- | -- | -- | -- | -- | -- | -- | -- | -- | -- | -- | -- |
| 12/5 | at Pittsburgh | -- | -- | -- | -- | -- | -- | -- | -- | -- | -- | -- | -- |
| 12/12 | at Cleveland | -- | -- | -- | -- | -- | -- | -- | -- | -- | -- | -- | -- |
| 12/19 | Green Bay | -- | -- | -- | -- | -- | -- | -- | -- | -- | -- | -- | -- |
| 12/26 | at Cincinnati | -- | -- | -- | -- | -- | -- | -- | -- | -- | -- | -- | -- |
| 1/2 | L.A. Rams | -- | -- | -- | -- | -- | -- | -- | -- | -- | -- | -- | -- |
| 1/9 | Pittsburgh | -- | -- | -- | -- | -- | -- | -- | -- | -- | -- | -- | -- |

Rookies underlined.

2021 TRANSACTIONS

| DATE | POS. | PLAYER | TRANSACTION |
|------|-------|----------------------|--|
| 1/1 | CB | Terrell Bonds | Waived |
| 1/2 | DB | Nate Brooks | Activated from practice squad |
| 1/2 | QB | Tyler Huntley | Activated from practice squad |
| 1/4 | CB | Terrell Bonds | Signed to practice squad |
| 1/4 | DB | Nate Brooks | Terminated from practice squad |
| 1/5 | LB | James Crawford | Terminated from practice squad |
| 1/5 | TE | Sean Culkin | Restored to practice squad from Practice Squad Injured Reserve |
| 1/9 | G | Ben Bredeson | Placed on Injured Reserve |
| 1/9 | QB | Tyler Huntley | Activated from practice squad |
| 1/9 | P | Sam Koch | Activated off Reserve/COVID-19 |
| 1/9 | G/T | R.J. Prince | Activated from practice squad |
| 1/12 | G | Parker Ehinger | Placed on Practice Squad Injured Reserve |
| 1/12 | CB | Davontae Harris | Placed on Injured Reserve/Designated for Return |
| 1/12 | DT | Braxton Hoyett | Terminated from practice squad |
| 1/12 | C | Greg Mancz | Signed to practice squad |
| 1/12 | T | Jordan Mills | Signed to practice squad |
| 1/15 | DB | Pierre Desir | Activated from practice squad |
| 1/15 | QB | Tyler Huntley | Activated from practice squad |
| 1/18 | OLB | Aaron Adeoye | Signed to Reserve/Future contract |
| 1/18 | DT | Aaron Crawford | Signed to Reserve/Future contract |
| 1/18 | QB | Robert Griffin III | Waived |
| 1/18 | CB | Davontae Harris | Waived |
| 1/18 | CB | Davontae Harris | Waived |
| 1/18 | DT | Braxton Hoyett | Signed to Reserve/Future contract |
| 1/18 | QB | Tyler Huntley | Signed to Reserve/Future contract |
| 1/18 | WR | Jaylon Moore | Signed to Reserve/Future contract |
| 1/18 | LS | Nick Moore | Signed to Reserve/Future contract |
| 1/18 | DE | Chauncey Rivers | Signed to Reserve/Future contract |
| 1/18 | WR/RS | De'Anthony Thomas | Waived |
| 1/18 | WR | Binjimen Victor | Signed to Reserve/Future contract |
| 1/18 | S | Nigel Warrior | Signed to Reserve/Future contract |
| 1/18 | DB | Chris Westry | Signed to Reserve/Future contract |
| 1/18 | CB | Tramon Williams | Waived |
| 1/18 | RB | Ty'Son Williams | Signed to Reserve/Future contract |
| 1/18 | TE | Eli Wolf | Signed to Reserve/Future contract |
| 1/19 | RB | Mark Ingram II | Waived |
| 1/29 | CB | Khalil Dorsey | Re-signed to Reserve/Future contract |
| 1/29 | C | Greg Mancz | Re-signed to Reserve/Future contract |
| 2/8 | CB | Davontae Harris | Signed to Reserve/Future contract |
| 2/10 | TE | Eric Tomlinson | Signed to Reserve/Future contract |
| 3/16 | ILB | Chris Board | Signed to a one-year contract extension |
| 3/16 | OLB | Pernell McPhee | Signed to a one-year contract extension |
| 3/17 | LS | Brian Khoury | Signed |
| 3/17 | DE | Derek Wolfe | Signed to a three-year contract extension |
| 3/18 | TE | Josh Oliver | Acquired from the Jacksonville Jaguars in exchange for a 2022 undisclosed draft choice |
| 3/18 | G | Kevin Zeitler | Signed |
| 3/19 | OLB | Tyus Bowser | Signed to a four-year contract extension |
| 3/23 | S | Geno Stone | Signed |
| 4/1 | ILB | L.J. Fort | Signed to a one-year contract extension |
| 4/2 | WR | Sammy Watkins | Signed |
| 4/9 | DB/LB | Anthony Levine Sr. | Signed to a one-year contract extension |
| 4/17 | C/G | Trystan Colon | Re-signed exclusive rights free agent |
| 4/17 | LB | Kristian Welch | Re-signed exclusive rights free agent |
| 4/23 | T | Orlando Brown Jr. | Traded to the Kansas City Chiefs |
| 5/4 | T | Alejandro Villanueva | Signed |
| 5/12 | WR | Rashod Bateman | Signed 2021 draft choice |
| 5/12 | OLB | Daelin Hayes | Signed 2021 draft choice |
| 5/12 | TE | Ben Mason | Signed 2021 draft choice |
| 5/12 | DB | Shaun Wade | Signed 2021 draft choice |
| 5/13 | T | Adrian Ealy | Signed undrafted rookie free agent |
| 5/13 | DT | Xavier Kelly | Signed 2021 draft choice |
| 5/13 | RB | Nate McCrary | Signed undrafted rookie free agent |
| 5/13 | TE | Tony Poljan | Signed undrafted rookie free agent |
| 5/13 | T | Foster Sarell | Signed undrafted rookie free agent |
| 5/13 | WR | Donte Sylencieux | Signed undrafted rookie free agent |
| 5/13 | LB | Barrington Wade | Signed undrafted rookie free agent |
| 5/13 | DB | Ar'Darius Washington | Signed undrafted rookie free agent |

| | | | |
|------|-------|--------------------|--|
| 5/18 | LS | Brian Khoury | Waived |
| 5/18 | K | Jake Verity | Signed undrafted rookie free agent |
| 6/1 | DT | Xavier Kelly | Waived (injured), who reverted to Injured Reserve |
| 6/1 | DT | Jovan Swann | Signed undrafted rookie free agent |
| 6/1 | WR | Donte Sylencieux | Waived (injured), who reverted to Injured Reserve |
| 6/2 | DT | Braxton Hoyett | Waived |
| 6/3 | WR | Devin Gray | Signed |
| 6/4 | QB | Kenji Bahar | Waived |
| 6/8 | RB | Gus Edwards | Re-signed restricted free agent to a two-year extension (through 2023) |
| 6/8 | G | Michael Schofield | Signed |
| 6/10 | T | Ja'Wuan James | Signed |
| 6/11 | OLB | Odafe Oweh | Signed 2021 draft choice |
| 6/19 | WR | Donte Sylencieux | Waived (injury settlement) |
| 7/20 | G | Ben Cleveland | Signed 2021 draft choice |
| 7/21 | CB | Brandon Stephens | Signed 2021 draft choice |
| 7/27 | OLB | Chris Smith | Signed |
| 7/28 | QB | Kenji Bahar | Signed |
| 7/28 | RB | Gus Edwards | Placed on Reserve/COVID-19 |
| 7/28 | QB | Lamar Jackson | Placed on Reserve/COVID-19 |
| 8/2 | OLB | Justin Houston | Signed |
| 8/3 | WR | Michael Dereus | Signed |
| 8/3 | OLB | Chauncey Rivers | Waived |
| 8/6 | QB | Kenji Bahar | Waived |
| 8/6 | RB | Gus Edwards | Activated off Reserve/COVID-19 |
| 8/6 | QB | Lamar Jackson | Activated off Reserve/COVID-19 |
| 8/6 | ILB | Barrington Wade | Waived |
| 8/9 | TE | Jake Breeland | Waived |
| 8/9 | WR | Siaosi Mariner | Signed |
| 8/16 | OLB | Aaron Adeoye | Waived |
| 8/16 | QB | Kenji Bahar | Signed |
| 8/16 | CB | Khalil Dorsey | Placed on Injured Reserve |
| 8/16 | CB | Davontae Harris | Waived |
| 8/16 | CB | Iman Marshall | Placed on Injured Reserve |
| 8/16 | TE | Eli Wolf | Waived |
| 8/17 | P | Johnny Townsend | Waived |
| 8/23 | WR | Michael Dereus | Waived |
| 8/23 | ILB | L.J. Fort | Placed on Injured Reserve |
| 8/23 | S | Jordan Richards | Terminated the contract of vested veteran |
| 8/23 | T | Andre Smith | Terminated the contract of vested veteran |
| 8/24 | QB | Kenji Bahar | Waived |
| 8/26 | CB | Shaun Wade | Traded to the New England Patriots in exchange for undisclosed draft picks |
| 8/28 | C | Greg Mancz | Traded to the Miami Dolphins in exchange for an undisclosed draft pick |
| 8/30 | RB | J.K. Dobbins | Placed on Injured Reserve |
| 8/30 | WR | Devin Gray | Waived |
| 8/30 | WR | Siaosi Mariner | Waived |
| 8/30 | G | Michael Schofield | Terminated the contract of vested veteran |
| 8/31 | ILB | Otaro Alaka | Waived (injured), who reverted to Injured Reserve on Sept. 1 |
| 8/31 | G | Ben Bredeson | Traded to the New York Giants in exchange for an undisclosed draft pick |
| 8/31 | WR | Deon Cain | Waived (injured), who reverted to Injured Reserve on Sept. 1 |
| 8/31 | DT | Aaron Crawford | Waived (injured), who reverted to Injured Reserve on Sept. 1 |
| 8/31 | T | Adrian Ealy | Waived |
| 8/31 | DT | Justin Ellis | Terminated the contract of vested veteran |
| 8/31 | T | Ja'Wuan James | Placed on the Reserve/Non-Football Injury (NFI) list |
| 8/31 | DB/LB | Anthony Levine Sr. | Terminated the contract of vested veteran |
| 8/31 | FB/TE | Ben Mason | Waived |
| 8/31 | RB | Nate McCrary | Waived |
| 8/31 | OLB | Pernell McPhee | Terminated the contract of vested veteran |
| 8/31 | QB | Trace McSorley | Waived |
| 8/31 | WR | Jaylon Moore | Waived |
| 8/31 | TE | Tony Poljan | Waived |
| 8/31 | T | Foster Sarell | Waived |
| 8/31 | OLB | Chris Smith | Terminated the contract of vested veteran |

2021 TRANSACTIONS

| | | | |
|------|-------|--------------------|---|
| 8/31 | DT | Jovan Swann | Waived |
| 8/31 | TE | Eric Tomlinson | Terminated the contract of vested veteran |
| 8/31 | K | Jake Verity | Waived |
| 8/31 | WR | Binjimen Victor | Waived |
| 8/31 | DB | Nigel Warrior | Waived |
| 9/1 | WR | Rashod Bateman | Placed on Injured Reserve |
| 9/1 | WR | Miles Boykin | Placed on Injured Reserve |
| 9/1 | T | Adrian Ealy | Signed to practice squad |
| 9/1 | DT | Justin Ellis | Signed to practice squad |
| 9/1 | WR | Devin Gray | Signed to practice squad |
| 9/1 | DB/LB | Anthony Levine Sr. | Signed to practice squad |
| 9/1 | QB | Trace McSorley | Signed to practice squad |
| 9/1 | WR | Jaylon Moore | Signed to practice squad |
| 9/1 | TE | Tony Poljan | Signed to practice squad |
| 9/1 | S | Jordan Richards | Signed to practice squad |
| 9/1 | T | Andre Smith | Signed to practice squad |
| 9/1 | OLB | Chris Smith | Signed to practice squad |
| 9/1 | T | Eric Tomlinson | Re-signed free agent |
| 9/1 | P | Johnny Townsend | Signed to practice squad (exception) |
| 9/1 | K | Jake Verity | Signed to practice squad |
| 9/1 | WR | Binjimen Victor | Signed to practice squad |
| 9/1 | LB | Blake Gallagher | Signed to practice squad |
| 9/2 | LB | Pernell McPhee | Re-signed free agent |
| 9/3 | WR | Deon Cain | Waived (injury settlement) |
| 9/6 | ILB | Josh Bynes | Signed to practice squad |
| 9/7 | RB | Le'Veon Bell | Signed to practice squad |
| 9/7 | RB | Trenton Cannon | Signed free agent |
| 9/7 | RB | Justice Hill | Waived (injured) |
| 9/7 | DT | Kahlil McKenzie | Signed to practice squad |
| 9/7 | S | Jordan Richards | Terminated from practice squad |
| 9/8 | RB | Justice Hill | Placed on Injured Reserve |
| 9/10 | TE | Nick Boyle | Placed on Injured Reserve |
| 9/10 | RB | Gus Edwards | Placed on Injured Reserve |
| 9/10 | RB | Devonta Freeman | Signed to practice squad |
| 9/10 | RB | Latavius Murray | Signed free agent |
| 9/10 | CB | Marcus Peters | Placed on Injured Reserve |
| 9/10 | T | Andre Smith | Terminated from practice squad |
| 9/13 | DT | Justin Ellis | Activated from practice squad (standard elevation) |
| 9/13 | DB/LB | Anthony Levine Sr. | Activated from practice squad (standard elevation) |
| 9/14 | RB | Trenton Cannon | Waived |
| 9/14 | G/T | Tyre Phillips | Placed on Injured Reserve |
| 9/15 | DT | Justin Ellis | Signed from the practice squad to the active roster |
| 9/15 | DB/LB | Anthony Levine Sr. | Signed from the practice squad to the active roster |
| 9/15 | DB | Kevon Seymour | Signed to practice squad |
| 9/15 | T | Andre Smith | Re-signed to the practice squad |
| 9/16 | RB | Devonta Freeman | Signed from the practice squad to the active roster |
| 9/16 | T | Foster Sarell | Re-signed to practice squad |
| 9/17 | CB | Chris Westry | Placed on Injured Reserve |
| 9/19 | DB | Kevon Seymour | Activated from practice squad (standard elevation) |
| 9/19 | T | Andre Smith | Activated from practice squad (standard elevation) |
| 9/21 | T | Jaryd Jones-Smith | Signed to practice squad |
| 9/21 | T | Foster Sarell | Terminated from practice squad |
| 9/21 | T | David Sharpe | Signed to practice squad |
| 9/21 | DB | Linden Stephens | Signed to practice squad |
| 9/21 | P | Johnny Townsend | Terminated from practice squad |
| 9/21 | LB | Blake Gallagher | Terminated from practice squad |
| 9/24 | OLB | Jaylon Ferguson | Placed on Reserve/COVID-19 |
| 9/24 | OLB | Justin Houston | Placed on Reserve/COVID-19 |
| 9/24 | DT | Justin Madubuike | Placed on Reserve/COVID-19 |
| 9/24 | DT | Brandon Williams | Placed on Reserve/COVID-19 |
| 9/25 | ILB | Josh Bynes | Activated from practice squad (standard elevation) |

| | | | |
|-------|-----|------------------|--|
| 9/25 | DT | Kahlil McKenzie | Activated from practice squad (standard elevation) |
| 9/25 | DB | Kevon Seymour | Activated from practice squad (standard elevation) |
| 9/25 | T | Andre Smith | Activated from practice squad (standard elevation) |
| 9/27 | WR | Devin Gray | Terminated from practice squad |
| 9/27 | OLB | Daelin Hayes | Placed on Injured Reserve |
| 9/27 | RB | Nate McCrary | Signed to practice squad |
| 9/28 | ILB | Josh Bynes | Signed from the practice squad to the active roster |
| 9/28 | S | Jordan Richards | Signed to practice squad |
| 9/28 | DT | Brandon Williams | Activated off Reserve/COVID-19 |
| 9/29 | WR | Rashod Bateman | Designated for return to practice from Injured Reserve |
| 9/29 | WR | Miles Boykin | Designated for return to practice from Injured Reserve |
| 9/29 | OLB | Justin Houston | Activated off Reserve/COVID-19 |
| 9/29 | DT | Justin Madubuike | Activated off Reserve/COVID-19 |
| 10/2 | RB | Le'Veon Bell | Activated from practice squad (standard elevation) |
| 10/2 | DB | Kevon Seymour | Activated from practice squad (standard elevation) |
| 10/2 | T | Andre Smith | Activated from practice squad (COVID-19 replacement) |
| 10/2 | DE | Derek Wolfe | Placed on Injured Reserve |
| 10/4 | DB | Linden Stephens | Terminated from practice squad |
| 10/4 | DB | Mazzi Wilkins | Signed to practice squad |
| 10/9 | G/T | Tyre Phillips | Designated for return to practice from Injured Reserve |
| 10/11 | WR | Miles Boykin | Activated from Injured Reserve/Designated for Return |
| 10/11 | DB | Jordan Richards | Activated from practice squad (standard elevation) |
| 10/11 | T | Andre Smith | Activated from practice squad (standard elevation) |
| 10/12 | G | Ben Cleveland | Placed on Injured Reserve |
| 10/13 | OLB | Jaylon Ferguson | Activated off Reserve/COVID-19 (with roster exemption) |
| 10/16 | WR | Rashod Bateman | Activated from Injured Reserve/Designated for Return |
| 10/16 | RB | Le'Veon Bell | Activated from practice squad (standard elevation) |
| 10/16 | G/T | Tyre Phillips | Activated from Injured Reserve/Designated for Return |
| 10/16 | T | Andre Smith | Activated from practice squad (standard elevation) |
| 10/18 | T | Brandon Knight | Acquired off waivers (Da.) |
| 10/19 | G | James Carpenter | Signed to practice squad |
| 10/19 | OLB | Chris Smith | Terminated from practice squad |
| 10/19 | T | Ronnie Stanley | Placed on Injured Reserve |
| 10/19 | LB | Joe Thomas | Signed to practice squad |
| 10/20 | TE | Nick Boyle | Designated for return to practice from Injured Reserve |
| 10/20 | TE | Nick Boyle | Designated for return to practice from Injured Reserve |
| 10/20 | C | Adam Redmond | Signed to practice squad |
| 10/23 | T | David Sharpe | Activated from practice squad (standard elevation) |
| 10/26 | DE | Derek Wolfe | Designated for return to practice from Injured Reserve |
| 10/27 | T | Cedric Ogbuehi | Signed to practice squad |
| 10/27 | S | Jordan Richards | Terminated from practice squad |
| 11/1 | ILB | Malik Harrison | Placed on the Reserve/Non-Football Injury (NFI) list |
| 11/1 | T | Andre Smith | Placed on Practice Squad Injured Reserve |
| 11/1 | TE | Eric Tomlinson | Re-signed to practice squad |
| 11/1 | TE | Eric Tomlinson | Terminated the contract of vested veteran |

STATISTICS

| WON 5, LOST 2 | | | | HEAD COACH: JOHN HARBAUGH | |
|---------------|---|------------|---------------|---------------------------|--|
| 09/13 | L | 27-33 (OT) | at Las Vegas | 61,756 | |
| 09/19 | W | 36-35 | Kansas City | 70,417 | |
| 09/26 | W | 19-17 | at Detroit | 50,788 | |
| 10/03 | W | 23-7 | at Denver | 76,490 | |
| 10/11 | W | 31-25 (OT) | Indianapolis | 70,510 | |
| 10/17 | W | 34-6 | L.A. Chargers | 70,704 | |
| 10/24 | L | 17-41 | Cincinnati | 70,659 | |

| TEAM STATISTICS | | BAL | OPP. |
|----------------------------------|--|----------------|----------------|
| FIRST DOWNS | | 163 | 147 |
| Rushing | | 66 | 36 |
| Passing | | 92 | 99 |
| Penalty | | 5 | 12 |
| Third Down-Made/Att | | 31/85 | 26/80 |
| Third Down Efficiency | | 36.5% | 32.5% |
| Fourth Down-Made/Att | | 4/8 | 3/8 |
| Fourth Down Efficiency | | 50.0% | 37.5% |
| TOTAL NET YARDS | | 2,923 | 2,676 |
| Avg. Per Game | | 417.6 | 382.3 |
| Total Plays | | 471 | 427 |
| Avg. Per Play | | 6.2 | 6.3 |
| NET YARDS RUSHING | | 1,046 | 603 |
| Avg. Per Game | | 149.4 | 86.1 |
| Total Rushes | | 214 | 145 |
| Avg. Per Rush | | 4.9 | 4.2 |
| NET YARDS PASSING | | 1,877 | 2,073 |
| Avg. Per Game | | 268.1 | 296.1 |
| Sacked/Yards Lost | | 21/105 | 15/113 |
| Gross Yards | | 1,982 | 2,186 |
| Attempts/Completions | | 236/151 | 267/169 |
| Pct. of Completion | | 64.0% | 63.3% |
| Had Intercepted | | 5 | 5 |
| PUNTS/AVERAGE | | 28/46.2 | 36/49.5 |
| Net Punting Average | | 41.0 | 39.8 |
| PUNT RETURN/AVG. | | 16/16.9 | 13/8.2 |
| KICKOFF RETURN/AVG. | | 9/25.1 | 16/17.3 |
| INTERCEPTION RETURN/AVG. | | 5/0.0 | 5/14.4 |
| PENALTIES/YARDS | | 40/385 | 36/253 |
| FUMBLES/BALL LOST | | 10/3 | 5/2 |
| TOUCHDOWNS | | 21 | 21 |
| Rushing | | 10 | 8 |
| Passing | | 10 | 12 |
| Returns | | 1 | 1 |
| EXTRA POINTS/ATTEMPTS | | 15/15 | 17/19 |
| TWO POINT CONVERSION/ATT. | | 2/5 | 0/1 |
| FIELD GOALS/ATTEMPTS | | 14/15 | 7/9 |
| AVG. TIME OF POSSESSION | | 32:27 | 27:33 |

| * SCORE BY PERIODS | Q1 | Q2 | Q3 | Q4 | OT | PTS |
|--------------------|----|----|----|----|----|-----|
| TEAM | 21 | 67 | 39 | 54 | 6 | 187 |
| OPPONENTS | 24 | 43 | 47 | 44 | 6 | 164 |

| SCORING | TD | RU | PA | RT | K-PAT | FG | 2PT | S | PTS |
|------------------|-----------|-----------|-----------|----------|--------------|--------------|----------|----------|------------|
| J. Tucker | 0 | 0 | 0 | 0 | 15/15 | 14/15 | 0 | 0 | 57 |
| M. Brown | 6 | 0 | 6 | 0 | 0/0 | 0/0 | 0 | 0 | 36 |
| L. Murray | 4 | 4 | 0 | 0 | 0/0 | 0/0 | 0 | 0 | 24 |
| M. Andrews | 3 | 0 | 3 | 0 | 0/0 | 0/0 | 2 | 0 | 22 |
| D. Duvernay | 2 | 0 | 1 | 1 | 0/0 | 0/0 | 0 | 0 | 12 |
| D. Freeman | 2 | 2 | 0 | 0 | 0/0 | 0/0 | 0 | 0 | 12 |
| L. Jackson | 2 | 2 | 0 | 0 | 0/0 | 0/0 | 0 | 0 | 12 |
| L. Bell | 1 | 1 | 0 | 0 | 0/0 | 0/0 | 0 | 0 | 6 |
| T. Williams | 1 | 1 | 0 | 0 | 0/0 | 0/0 | 0 | 0 | 6 |
| TEAM | 21 | 10 | 10 | 1 | 15/15 | 14/15 | 2 | 0 | 187 |
| OPPONENTS | 21 | 8 | 12 | 1 | 17/19 | 7/9 | 0 | 0 | 164 |

| * PASSING | ATT | CMP | YDS | CMP% | YDS/ATT | TD | TD% | INT | INT% | LONG | SACK/LOST | RATING |
|------------------|------------|------------|--------------|-------------|------------|-----------|------------|----------|------------|------------|-----------------|-------------|
| L. Jackson | 225 | 146 | 1,943 | 64.9 | 8.6 | 10 | 4.4 | 5 | 2.2 | 49t | 21.0/105 | 97.7 |
| T. Huntley | 11 | 5 | 39 | 45.5 | 3.5 | 0 | 0.0 | 0 | 0.0 | 12 | 0.0/0 | 54.7 |
| TEAM | 236 | 151 | 1,982 | 64.0 | 8.4 | 10 | 4.2 | 5 | 2.1 | 49t | 21.0/105 | 95.7 |
| OPPONENTS | 267 | 169 | 2,186 | 63.3 | 8.2 | 12 | 4.5 | 5 | 1.9 | 82t | 15.0/113 | 96.1 |

| * RUSHING | NO. | YDS | AVG | LONG | TD |
|------------------|------------|--------------|------------|------------|-----------|
| L. Jackson | 76 | 480 | 6.3 | 31 | 2 |
| L. Murray | 59 | 212 | 3.6 | 14t | 4 |
| T. Williams | 33 | 180 | 5.5 | 35t | 1 |
| D. Freeman | 20 | 109 | 5.5 | 31 | 2 |
| L. Bell | 17 | 34 | 2.0 | 7 | 1 |
| T. Huntley | 3 | 10 | 3.3 | 12 | 0 |
| D. Duvernay | 2 | 9 | 4.5 | 11 | 0 |
| M. Brown | 1 | 5 | 5.0 | 5 | 0 |
| T. Cannon | 2 | 5 | 2.5 | 3 | 0 |
| P. Ricard | 1 | 2 | 2.0 | 2 | 0 |
| TEAM | 214 | 1,046 | 4.9 | 35t | 10 |
| OPPONENTS | 145 | 603 | 4.2 | 46t | 8 |

| * RECEIVING | TAR | NO. | YDS | AVG | LONG | TD |
|------------------|------------|------------|--------------|-------------|------------|-----------|
| M. Andrews | 51 | 37 | 516 | 13.9 | 41 | 3 |
| M. Brown | 57 | 37 | 566 | 15.3 | 49t | 6 |
| S. Watkins | 32 | 18 | 292 | 16.2 | 49 | 0 |
| D. Duvernay | 19 | 13 | 130 | 10.0 | 19t | 1 |
| T. Williams | 11 | 9 | 84 | 9.3 | 21 | 0 |
| J. Proche II | 11 | 8 | 118 | 14.8 | 32 | 0 |
| R. Bateman | 12 | 7 | 109 | 15.6 | 35 | 0 |
| J. Oliver | 12 | 7 | 59 | 8.4 | 19 | 0 |
| D. Freeman | 9 | 6 | 59 | 9.8 | 15 | 0 |
| L. Murray | 5 | 4 | 25 | 6.3 | 8 | 0 |
| P. Ricard | 4 | 3 | 19 | 6.3 | 9 | 0 |
| L. Bell | 3 | 1 | -1 | -1.0 | 0 | 0 |
| M. Boykin | 1 | 1 | 6 | 6.0 | 6 | 0 |
| TEAM | 227 | 151 | 1,982 | 13.1 | 49t | 10 |
| OPPONENTS | 256 | 169 | 2,186 | 12.9 | 82t | 12 |

| * INTERCEPTIONS | NO. | YDS | AVG | LONG | TD |
|------------------|----------|-----------|-------------|------------|----------|
| A. Averett | 2 | 0 | 0.0 | 0 | 0 |
| D. Elliott | 1 | 0 | 0.0 | 0 | 0 |
| T. Young | 1 | 0 | 0.0 | 0 | 0 |
| M. Humphrey | 1 | 0 | 0.0 | 0 | 0 |
| TEAM | 5 | 0 | 0.0 | 0 | 0 |
| OPPONENTS | 5 | 72 | 14.4 | 34t | 1 |

| * OFFENSIVE FUMBLES | FUM | LST | REC | TD |
|---------------------|-----------|----------|----------|----------|
| L. Jackson | 5 | 3 | 2 | 0 |
| T. Williams | 1 | 0 | 0 | 0 |
| D. Duvernay | 1 | 0 | 2 | 1 |
| M. Andrews | 1 | 0 | 1 | 0 |
| M. Brown | 1 | 0 | 0 | 0 |
| J. Oliver | 1 | 0 | 1 | 0 |
| TEAM | 10 | 3 | 6 | 1 |
| OPPONENTS | 6 | 3 | 1 | 0 |

| * PUNTING | NO. | YDS | AVG | NET | TB | IN | LG | B |
|------------------|-----------|--------------|-------------|-------------|----------|-----------|-----------|----------|
| S. Koch | 28 | 1,294 | 46.2 | 41.0 | 2 | 10 | 57 | 0 |
| TEAM | 28 | 1,294 | 46.2 | 41.0 | 2 | 10 | 57 | 0 |
| OPPONENTS | 36 | 1,783 | 49.5 | 39.8 | 4 | 11 | 69 | 0 |

| * PUNT RETURNS | RET | FC | YDS | AVG | LONG | TD |
|------------------|-----------|----------|------------|-------------|-----------|----------|
| D. Duvernay | 16 | 8 | 270 | 16.9 | 42 | 0 |
| TEAM | 16 | 8 | 270 | 16.9 | 42 | 0 |
| OPPONENTS | 13 | 8 | 106 | 8.2 | 13 | 0 |

| * KICKOFF RETURNS | NO. | YDS | AVG | LONG | TD |
|-------------------|-----------|------------|-------------|-----------|----------|
| D. Duvernay | 9 | 226 | 25.1 | 47 | 0 |
| TEAM | 9 | 226 | 25.1 | 47 | 0 |
| OPPONENTS | 16 | 280 | 17.5 | 33 | 0 |

| * FIELD GOALS | 1-19 | 20-29 | 30-39 | 40-49 | 50+ |
|------------------|------------|------------|------------|------------|------------|
| J. Tucker | 0/0 | 2/2 | 3/3 | 6/7 | 3/3 |
| TEAM | 0/0 | 2/2 | 3/3 | 6/7 | 3/3 |
| OPPONENTS | 0/0 | 0/0 | 4/5 | 1/2 | 2/2 |

J. Tucker: (40G, 47G) (43G) (49WR, 39G, 50G, 32G, 66G) (40G, 46G, 20G) (23G) (52G, 39G) (45G)
 OPP: (34G, 55G) (35G) (37G, 43G, 37B, 47WL) (52G, 30G)

2-Pt Conv: M. Andrews 2, L. Jackson 0, TM 2-5, OPP 0-1

SACKS: O. Oweh 3.0, T. Bowser 2.5, J. Houston 2.0, T. Young 2.0, D. Elliott 1.0, C. Clark 1.0, P. Queen 1.0, J. Madubuike 1.0, P. McPhee 1.0, C. Campbell 0.5, TM 15.0, OPP 21.0

DEFENSIVE STATISTICS

2021 REGULAR SEASON BALTIMORE RAVENS DEFENSIVE STATS (THROUGH WEEK 7)

| PLAYER | TOTAL | TKL. | ASST | TFL | SACKS/YDS. | QBH | FR | FF | INT./YDS. | PD |
|-----------------------|------------|------------|------------|-----------|-------------------|-----------|----------|----------|------------|-----------|
| Queen, Patrick | 38 | 26 | 12 | 4 | 1.0/13.0 | 2 | 0 | 0 | 0/0 | 0 |
| Averett, Anthony | 37 | 31 | 6 | 0 | 0.0/0.0 | 0 | 0 | 0 | 2/0 | 8 |
| Clark, Chuck | 34 | 21 | 13 | 3 | 1.0/12.0 | 1 | 0 | 0 | 0/0 | 4 |
| Humphrey, Marlon | 34 | 25 | 9 | 0 | 0.0/0.0 | 0 | 0 | 1 | 1/0 | 6 |
| Campbell, Calais | 26 | 14 | 12 | 4 | 0.5/3.5 | 7 | 0 | 0 | 0/0 | 0 |
| Stephens, Brandon | 25 | 14 | 11 | 1 | 0.0/0.0 | 1 | 0 | 0 | 0/0 | 0 |
| Bowser, Tyus | 22 | 11 | 11 | 3 | 2.5/17.5 | 4 | 0 | 0 | 0/0 | 0 |
| Board, Chris | 19 | 9 | 10 | 0 | 0.0/0.0 | 2 | 0 | 0 | 0/0 | 0 |
| Harrison, Malik | 18 | 11 | 7 | 2 | 0.0/0.0 | 0 | 0 | 0 | 0/0 | 0 |
| Elliott, DeShon | 17 | 13 | 4 | 1 | 1.0/6.0 | 3 | 0 | 0 | 1/0 | 2 |
| Bynes, Josh | 16 | 11 | 5 | 3 | 0.0/0.0 | 0 | 0 | 0 | 0/0 | 1 |
| Oweh, Odafe | 14 | 12 | 2 | 3 | 3.0/16.0 | 8 | 1 | 2 | 0/0 | 0 |
| Houston, Justin | 13 | 7 | 6 | 3 | 2.0/8.0 | 9 | 0 | 0 | 0/0 | 0 |
| McPhee, Pernell | 13 | 10 | 3 | 2 | 1.0/11.0 | 2 | 0 | 0 | 0/0 | 0 |
| Williams, Brandon | 13 | 4 | 9 | 1 | 0.0/0.0 | 0 | 1 | 0 | 0/0 | 2 |
| Young, Tavon | 12 | 11 | 1 | 4 | 2.0/20.0 | 3 | 0 | 0 | 1/0 | 3 |
| Madubuike, Justin | 11 | 7 | 4 | 3 | 1.0/6.0 | 3 | 0 | 0 | 0/0 | 1 |
| Ellis, Justin | 7 | 3 | 4 | 0 | 0.0/0.0 | 0 | 0 | 0 | 0/0 | 0 |
| Smith, Jimmy | 5 | 5 | 0 | 0 | 0.0/0.0 | 0 | 0 | 0 | 0/0 | 3 |
| Washington, Broderick | 3 | 2 | 1 | 1 | 0.0/0.0 | 0 | 0 | 0 | 0/0 | 0 |
| Ferguson, Jaylon | 2 | 1 | 1 | 0 | 0.0/0.0 | 0 | 0 | 0 | 0/0 | 0 |
| McKenzie, Kahlil | 2 | 0 | 2 | 0 | 0.0/0.0 | 0 | 0 | 0 | 0/0 | 0 |
| Seymour, Kevon | 2 | 1 | 1 | 0 | 0.0/0.0 | 0 | 0 | 0 | 0/0 | 0 |
| Westry, Chris | 2 | 2 | 0 | 1 | 0.0/0.0 | 0 | 0 | 0 | 0/0 | 0 |
| TOTALS | 385 | 251 | 134 | 39 | 15.0/113.0 | 45 | 2 | 3 | 5/0 | 30 |

ASST=Assist, TFL=Tackle for a Loss, Int.=Interception, FR=Fumble Recovery, FF=Forced Fumble, PD=Pass Defense

| 2021 RAVENS SPECIAL TEAMS | | | | |
|---------------------------|-----------------------|-----------|-----------|-----------|
| POS. | PLAYER | TTL. | SOLO | ASST. |
| ILB | Board, Chris | 6 | 3 | 3 |
| WR | Wallace, Tylan | 6 | 2 | 4 |
| ILB | Harrison, Malik | 4 | 2 | 2 |
| DB | Stephens, Brandon | 4 | 3 | 1 |
| LB | Welch, Kristian | 4 | 1 | 3 |
| DB/LB | Levine Sr., Anthony | 3 | 3 | 0 |
| OLB | Bowser, Tyus | 2 | 1 | 1 |
| CB | Averett, Anthony | 1 | 1 | 0 |
| RB | Cannon, Trenton | 1 | 1 | 0 |
| S | Clark, Chuck | 1 | 1 | 0 |
| LS | Moore, Nick | 1 | 1 | 0 |
| S | Richards, Jordan | 1 | 0 | 1 |
| S | Stone, Geno | 1 | 0 | 1 |
| S | Washington, Ar'Darius | 1 | 0 | 1 |
| CB | Westry, Chris | 1 | 1 | 0 |
| CB | Young, Tavon | 1 | 1 | 0 |
| TOTALS | | 38 | 21 | 17 |

| DEFENSIVE STATS BY RANK | | | | | | | | | |
|-------------------------|-----|------------------|-----|-----------------------|-----|-------------------|-----|-------------------|-----|
| SACKS | | INTERCEPTIONS | | TACKLES FOR LOSS | | PASSES DEFENSED | | QBH | |
| PLAYER | NO. | PLAYER | NO. | PLAYER | NO. | PLAYER | NO. | PLAYER | NO. |
| Oweh, Odafe | 3.0 | Averett, Anthony | 2 | Campbell, Calais | 4 | Averett, Anthony | 8 | Houston, Justin | 9 |
| Bowser, Tyus | 2.5 | Elliott, DeShon | 1 | Queen, Patrick | 4 | Humphrey, Marlon | 6 | Oweh, Odafe | 8 |
| Houston, Justin | 2.0 | Humphrey, Marlon | 1 | Young, Tavon | 4 | Clark, Chuck | 4 | Campbell, Calais | 7 |
| Young, Tavon | 2.0 | Young, Tavon | 1 | Bowser, Tyus | 3 | Smith, Jimmy | 3 | Bowser, Tyus | 4 |
| Clark, Chuck | 1.0 | | | Bynes, Josh | 3 | Young, Tavon | 3 | Elliott, DeShon | 3 |
| Elliott, DeShon | 1.0 | | | Clark, Chuck | 3 | Elliott, DeShon | 2 | Madubuike, Justin | 3 |
| Madubuike, Justin | 1.0 | | | Houston, Justin | 3 | Williams, Brandon | 2 | Young, Tavon | 3 |
| McPhee, Pernell | 1.0 | | | Madubuike, Justin | 3 | Bynes, Josh | 1 | Board, Chris | 2 |
| Queen, Patrick | 1.0 | | | Oweh, Odafe | 3 | Madubuike, Justin | 1 | McPhee, Pernell | 2 |
| Campbell, Calais | 0.5 | | | Harrison, Malik | 2 | | | Queen, Patrick | 2 |
| | | | | McPhee, Pernell | 2 | | | Clark, Chuck | 1 |
| | | | | Elliott, DeShon | 1 | | | Stephens, Brandon | 1 |
| | | | | Stephens, Brandon | 1 | | | | |
| | | | | Washington, Broderick | 1 | | | | |
| | | | | Westry, Chris | 1 | | | | |
| | | | | Williams, Brandon | 1 | | | | |

| FORCED FUMBLES | | FUMBLE RECOVERIES | |
|------------------|-----|-------------------|-----|
| PLAYER | NO. | PLAYER | NO. |
| Oweh, Odafe | 2 | Oweh, Odafe | 1 |
| Humphrey, Marlon | 1 | Williams, Brandon | 1 |

GAME-BY-GAME OFFENSE

| 2021 REGULAR SEASON RAVENS GAME-BY-GAME OFFENSE | | | | | | | | | | | | | | | | | | |
|---|-------|--------|--------|-------|-------|-------|-------|-------|-------|-------|-------|-------|-------|-------|-------|-------|-------|--------|
| | 09/13 | 09/19 | 09/26 | 10/03 | 10/11 | 10/17 | 10/24 | 11/07 | 11/11 | 11/21 | 11/28 | 12/05 | 12/12 | 12/19 | 12/26 | 01/02 | 01/09 | Totals |
| | @ LV | KC | @ DET | @ DEN | IND | LAC | CIN | MIN | @ MIA | @ CHI | CLE | @ PIT | @ CLE | GB | @ CIN | LAR | PIT | |
| FIRST DOWNS | | | | | | | | | | | | | | | | | | |
| Total | 20 | 31 | 15 | 20 | 30 | 27 | 20 | | | | | | | | | | | 163 |
| Rushing | 8 | 18 | 5 | 6 | 7 | 14 | 8 | | | | | | | | | | | 66 |
| Passing | 11 | 11 | 10 | 14 | 22 | 12 | 12 | | | | | | | | | | | 92 |
| Penalty | 1 | 2 | 0 | 0 | 1 | 1 | 0 | | | | | | | | | | | 5 |
| THIRD DOWNS | | | | | | | | | | | | | | | | | | |
| Attempts | 12 | 11 | 10 | 17 | 8 | 11 | 16 | | | | | | | | | | | 85 |
| Converted | 3 | 6 | 1 | 7 | 3 | 6 | 5 | | | | | | | | | | | 31 |
| Percentage | 25.0% | 54.5% | 10.0% | 41.2% | 37.5% | 54.5% | 31.3% | | | | | | | | | | | 36.5% |
| FOURTH DOWNS | | | | | | | | | | | | | | | | | | |
| Attempts | 2 | 1 | 1 | 0 | 0 | 0 | 4 | | | | | | | | | | | 8 |
| Converted | 1 | 1 | 1 | 0 | 0 | 0 | 1 | | | | | | | | | | | 4 |
| Percentage | 50.0% | 100.0% | 100.0% | 0 | 0 | 0 | 25.0% | | | | | | | | | | | 50.0% |
| TOT. OFFENSE | | | | | | | | | | | | | | | | | | |
| Net Yards | 406 | 481 | 387 | 406 | 523 | 327 | 393 | | | | | | | | | | | 2,923 |
| Plays | 67 | 68 | 57 | 70 | 70 | 68 | 71 | | | | | | | | | | | 471 |
| Avg./Play | 6.1 | 7.1 | 6.8 | 5.8 | 7.5 | 4.8 | 5.5 | | | | | | | | | | | 6.2 |
| RUSHING | | | | | | | | | | | | | | | | | | |
| Net Yards | 189 | 251 | 116 | 102 | 86 | 187 | 115 | | | | | | | | | | | 1,046 |
| Rush. Att. | 34 | 41 | 22 | 30 | 25 | 38 | 24 | | | | | | | | | | | 214 |
| Avg./Att. | 5.6 | 6.1 | 5.3 | 3.4 | 3.4 | 4.9 | 4.8 | | | | | | | | | | | 4.9 |
| PASSING | | | | | | | | | | | | | | | | | | |
| Net Yards | 217 | 230 | 271 | 304 | 437 | 140 | 278 | | | | | | | | | | | 1,877 |
| Attempts | 30 | 26 | 31 | 37 | 43 | 27 | 42 | | | | | | | | | | | 236 |
| Completions | 19 | 18 | 16 | 22 | 37 | 19 | 20 | | | | | | | | | | | 151 |
| Completion Pct | 63.3% | 69.2% | 51.6% | 59.5% | 86.0% | 70.4% | 47.6% | | | | | | | | | | | 64.0% |
| Avg. Gain Per Pass Play | 6.6 | 8.5 | 7.7 | 7.6 | 9.7 | 4.7 | 5.9 | | | | | | | | | | | 7.3 |
| Intercepted | 0 | 2 | 1 | 0 | 0 | 2 | 0 | | | | | | | | | | | 5 |
| Gross Yards | 235 | 239 | 287 | 316 | 442 | 167 | 296 | | | | | | | | | | | 1,982 |
| Sacked | 3.0 | 1.0 | 4.0 | 3.0 | 2.0 | 3.0 | 5.0 | | | | | | | | | | | 21.0 |
| Yards Lost | 18 | 9 | 16 | 12 | 5 | 27 | 18 | | | | | | | | | | | 105 |
| PENALTIES | | | | | | | | | | | | | | | | | | |
| Number | 5 | 8 | 6 | 6 | 8 | 2 | 5 | | | | | | | | | | | 40 |
| Yards | 71 | 55 | 69 | 55 | 74 | 15 | 46 | | | | | | | | | | | 385 |
| FUMBLES | | | | | | | | | | | | | | | | | | |
| Number | 4 | 1 | 1 | 0 | 1 | 2 | 1 | | | | | | | | | | | 10 |
| Lost | 2 | 0 | 0 | 0 | 1 | 0 | 0 | | | | | | | | | | | 3 |
| PUNTING | | | | | | | | | | | | | | | | | | |
| Yards | 179 | 95 | 137 | 335 | 198 | 86 | 264 | | | | | | | | | | | 1,294 |
| Punts | 4 | 2 | 3 | 7 | 4 | 2 | 6 | | | | | | | | | | | 28 |
| Net Avg. | 42.3 | 41.0 | 42.0 | 41.9 | 42.0 | 43.0 | 37.3 | | | | | | | | | | | 41.0 |
| Gross Avg. | 44.8 | 47.5 | 45.7 | 47.9 | 49.5 | 43.0 | 44.0 | | | | | | | | | | | 46.2 |
| Touchbacks | 0 | 0 | 0 | 1 | 0 | 0 | 1 | | | | | | | | | | | 2 |
| Punts Blocked | 0 | 0 | 0 | 0 | 0 | 0 | 0 | | | | | | | | | | | 0 |
| Punt Returns | 4 | 1 | 2 | 3 | 1 | 3 | 2 | | | | | | | | | | | 16 |
| Punt Return Yards | 67 | 16 | 42 | 64 | 0 | 44 | 37 | | | | | | | | | | | 270 |
| Punt Return Avg. | 16.8 | 16.0 | 21.0 | 21.3 | 0.0 | 14.7 | 18.5 | | | | | | | | | | | 16.9 |
| Inside 20 | 1 | 1 | 2 | 1 | 2 | 1 | 2 | | | | | | | | | | | 10 |
| Fair Catches | 1 | 0 | 2 | 3 | 1 | 1 | 0 | | | | | | | | | | | 8 |
| SCORING | | | | | | | | | | | | | | | | | | |
| Points | 27 | 36 | 19 | 23 | 31 | 34 | 17 | | | | | | | | | | | 187 |
| Q1 | 7 | 7 | 0 | 0 | 0 | 7 | 0 | | | | | | | | | | | 21 |
| Q2 | 7 | 10 | 10 | 17 | 3 | 10 | 10 | | | | | | | | | | | 67 |
| Q3 | 3 | 7 | 6 | 0 | 6 | 10 | 7 | | | | | | | | | | | 39 |
| Q4 | 10 | 12 | 3 | 6 | 16 | 7 | 0 | | | | | | | | | | | 54 |
| OT | 0 | 0 | 0 | 0 | 6 | 0 | 0 | | | | | | | | | | | 6 |
| TD Rushing | 2 | 3 | 0 | 1 | 0 | 3 | 1 | | | | | | | | | | | 10 |
| TD Passing | 1 | 1 | 1 | 1 | 4 | 1 | 1 | | | | | | | | | | | 10 |
| TD KO Returns | 0 | 0 | 0 | 0 | 0 | 0 | 0 | | | | | | | | | | | 0 |
| TD Punt Returns | 0 | 0 | 0 | 0 | 0 | 0 | 0 | | | | | | | | | | | 0 |
| TD Sp. Teams | 0 | 0 | 0 | 0 | 0 | 0 | 0 | | | | | | | | | | | 0 |
| TD Def. Returns | 0 | 0 | 0 | 0 | 0 | 0 | 0 | | | | | | | | | | | 0 |
| Total TDs | 3 | 5 | 1 | 2 | 4 | 4 | 2 | | | | | | | | | | | 21 |
| PAT Attempts | 3 | 5 | 1 | 2 | 3 | 4 | 2 | | | | | | | | | | | 20 |
| PAT Made | 3 | 3 | 1 | 2 | 2 | 4 | 2 | | | | | | | | | | | 17 |
| FG Attempts | 2 | 1 | 5 | 3 | 1 | 2 | 1 | | | | | | | | | | | 15 |
| FG Made | 2 | 1 | 4 | 3 | 1 | 2 | 1 | | | | | | | | | | | 14 |
| Safety | 0 | 0 | 0 | 0 | 0 | 0 | 0 | | | | | | | | | | | 0 |
| 2-Pt Attempts | 0 | 2 | 0 | 0 | 3 | 0 | 0 | | | | | | | | | | | 5 |
| 2-Pt Made | 0 | 0 | 0 | 0 | 2 | 0 | 0 | | | | | | | | | | | 2 |
| Time of Possession | 32:14 | 35:59 | 27:26 | 33:07 | 33:51 | 38:07 | 31:49 | | | | | | | | | | | 232:33 |
| KICKOFFS | | | | | | | | | | | | | | | | | | |
| Kickoff Returns | 0 | 0 | 0 | 0 | 5 | 2 | 2 | | | | | | | | | | | 9 |
| Kickoff Return Yards | 0 | 0 | 0 | 0 | 111 | 70 | 45 | | | | | | | | | | | 226 |
| Kickoff Return Avg. | 0 | 0 | 0 | 0 | 22.2 | 35.0 | 22.5 | | | | | | | | | | | 25.1 |

GAME-BY-GAME DEFENSE

2021 REGULAR SEASON RAVENS GAME-BY-GAME DEFENSE

| | 09/13 @ LV | 09/19 KC | 09/26 @ DET | 10/03 @ DEN | 10/11 IND | 10/17 LAC | 10/24 CIN | 11/07 MIN | 11/11 @ MIA | 11/21 @ CHI | 11/28 CLE | 12/05 @ PIT | 12/12 @ CLE | 12/19 GB | 12/26 @ CIN | 01/02 LAR | 01/09 PIT | Totals |
|-------------------------|------------------|-------------|-------------------|-------------------|--------------|--------------|--------------|--------------|-------------------|-------------------|--------------|-------------------|-------------------|-------------|-------------------|--------------|--------------|--------|
| FIRST DOWNS | | | | | | | | | | | | | | | | | | |
| Total | 26 | 22 | 22 | 15 | 29 | 14 | 19 | | | | | | | | | | | 147 |
| Rushing | 6 | 2 | 7 | 5 | 10 | 3 | 3 | | | | | | | | | | | 36 |
| Passing | 17 | 18 | 13 | 9 | 16 | 11 | 15 | | | | | | | | | | | 99 |
| Penalty | 3 | 2 | 2 | 1 | 3 | 0 | 1 | | | | | | | | | | | 12 |
| THIRD DOWNS | | | | | | | | | | | | | | | | | | |
| Attempts | 15 | 6 | 10 | 14 | 10 | 12 | 13 | | | | | | | | | | | 80 |
| Converted | 7 | 1 | 3 | 3 | 5 | 3 | 4 | | | | | | | | | | | 26 |
| Percentage | 46.7% | 16.7% | 30.0% | 21.4% | 50.0% | 25.0% | 30.8% | | | | | | | | | | | 32.5% |
| FOURTH DOWNS | | | | | | | | | | | | | | | | | | |
| Attempts | 1 | 0 | 0 | 0 | 1 | 4 | 2 | | | | | | | | | | | 8 |
| Converted | 0 | 0 | 0 | 0 | 1 | 1 | 1 | | | | | | | | | | | 3 |
| Percentage | 0.0% | 0 | 0 | 0 | 100.0% | 25.0% | 50.0% | | | | | | | | | | | 37.5% |
| TOT. OFFENSE | | | | | | | | | | | | | | | | | | |
| Net Yards | 491 | 405 | 285 | 254 | 513 | 208 | 520 | | | | | | | | | | | 2,676 |
| Plays | 80 | 49 | 60 | 59 | 63 | 53 | 63 | | | | | | | | | | | 427 |
| Avg./Play | 6.1 | 8.3 | 4.8 | 4.3 | 8.1 | 3.9 | 8.3 | | | | | | | | | | | 6.3 |
| RUSHING | | | | | | | | | | | | | | | | | | |
| Net Yards | 82 | 62 | 93 | 106 | 123 | 26 | 111 | | | | | | | | | | | 603 |
| Rush. Att. | 21 | 18 | 27 | 17 | 26 | 12 | 24 | | | | | | | | | | | 145 |
| Avg./Att. | 3.9 | 3.4 | 3.4 | 6.2 | 4.7 | 2.2 | 4.6 | | | | | | | | | | | 4.2 |
| PASSING | | | | | | | | | | | | | | | | | | |
| Net Yards | 409 | 343 | 192 | 148 | 390 | 182 | 409 | | | | | | | | | | | 2,073 |
| Attempts | 56 | 31 | 31 | 37 | 35 | 39 | 38 | | | | | | | | | | | 267 |
| Completions | 34 | 24 | 22 | 19 | 25 | 22 | 23 | | | | | | | | | | | 169 |
| Completion Pct | 60.7% | 77.4% | 71.0% | 51.4% | 71.4% | 56.4% | 60.5% | | | | | | | | | | | 63.3% |
| Avg. Gain Per Pass Play | 6.9 | 11.1 | 5.8 | 3.5 | 10.5 | 4.4 | 10.5 | | | | | | | | | | | 7.4 |
| Intercepted | 1 | 1 | 0 | 1 | 0 | 1 | 1 | | | | | | | | | | | 5 |
| Gross Yards | 435 | 343 | 217 | 178 | 402 | 195 | 416 | | | | | | | | | | | 2,186 |
| Sacked | 3.0 | 0.0 | 2.0 | 5.0 | 2.0 | 2.0 | 1.0 | | | | | | | | | | | 15.0 |
| Yards Lost | 26 | 0 | 25 | 30 | 12 | 13 | 7 | | | | | | | | | | | 113 |
| PENALTIES | | | | | | | | | | | | | | | | | | |
| Number | 10 | 5 | 7 | 4 | 5 | 4 | 1 | | | | | | | | | | | 36 |
| Yards | 62 | 46 | 35 | 25 | 45 | 35 | 5 | | | | | | | | | | | 253 |
| FUMBLES | | | | | | | | | | | | | | | | | | |
| Number | 1 | 2 | 0 | 0 | 1 | 0 | 1 | | | | | | | | | | | 5 |
| Lost | 0 | 1 | 0 | 0 | 1 | 0 | 0 | | | | | | | | | | | 2 |
| PUNTING | | | | | | | | | | | | | | | | | | |
| Yards | 316 | 135 | 273 | 491 | 90 | 262 | 216 | | | | | | | | | | | 1,783 |
| Punts | 6 | 3 | 6 | 10 | 2 | 5 | 4 | | | | | | | | | | | 36 |
| Net Avg. | 41.5 | 39.7 | 38.5 | 38.7 | 45.0 | 39.6 | 39.8 | | | | | | | | | | | 39.8 |
| Gross Avg. | 52.7 | 45.0 | 45.5 | 49.1 | 45.0 | 52.4 | 54.0 | | | | | | | | | | | 49.5 |
| Touchbacks | 0 | 0 | 0 | 2 | 0 | 1 | 1 | | | | | | | | | | | 4 |
| Punts Blocked | 0 | 0 | 0 | 0 | 0 | 0 | 0 | | | | | | | | | | | 0 |
| Punt Returns | 2 | 1 | 1 | 3 | 3 | 0 | 3 | | | | | | | | | | | 13 |
| Punt Return Yards | 10 | 13 | 11 | 22 | 30 | 0 | 20 | | | | | | | | | | | 106 |
| Punt Return Avg. | 5.0 | 13.0 | 11.0 | 7.3 | 10.0 | 0 | 6.7 | | | | | | | | | | | 8.2 |
| Inside 20 | 2 | 0 | 2 | 4 | 1 | 1 | 1 | | | | | | | | | | | 11 |
| Fair Catches | 1 | 1 | 2 | 2 | 1 | 0 | 1 | | | | | | | | | | | 8 |
| SCORING | | | | | | | | | | | | | | | | | | |
| Points | 33 | 35 | 17 | 7 | 25 | 6 | 41 | | | | | | | | | | | 164 |
| Q1 | 0 | 14 | 0 | 0 | 7 | 0 | 3 | | | | | | | | | | | 24 |
| Q2 | 10 | 7 | 0 | 7 | 3 | 6 | 10 | | | | | | | | | | | 43 |
| Q3 | 0 | 14 | 7 | 0 | 12 | 0 | 14 | | | | | | | | | | | 47 |
| Q4 | 17 | 0 | 10 | 0 | 3 | 0 | 14 | | | | | | | | | | | 44 |
| OT | 6 | 0 | 0 | 0 | 0 | 0 | 0 | | | | | | | | | | | 6 |
| TD Rushing | 2 | 1 | 2 | 0 | 1 | 0 | 2 | | | | | | | | | | | 8 |
| TD Passing | 2 | 3 | 0 | 1 | 2 | 1 | 3 | | | | | | | | | | | 12 |
| TD KO Returns | 0 | 0 | 0 | 0 | 0 | 0 | 0 | | | | | | | | | | | 0 |
| TD Punt Returns | 0 | 0 | 0 | 0 | 0 | 0 | 0 | | | | | | | | | | | 0 |
| TD Sp. Teams | 0 | 0 | 0 | 0 | 0 | 0 | 0 | | | | | | | | | | | 0 |
| TD Def. Returns | 0 | 2 | 0 | 0 | 0 | 0 | 0 | | | | | | | | | | | 2 |
| Total TDs | 4 | 5 | 2 | 1 | 3 | 1 | 5 | | | | | | | | | | | 21 |
| PAT Attempts | 3 | 5 | 2 | 1 | 3 | 1 | 5 | | | | | | | | | | | 20 |
| PAT Made | 3 | 5 | 2 | 1 | 1 | 0 | 5 | | | | | | | | | | | 17 |
| FG Attempts | 2 | 0 | 1 | 0 | 4 | 0 | 2 | | | | | | | | | | | 9 |
| FG Made | 2 | 0 | 1 | 0 | 2 | 0 | 2 | | | | | | | | | | | 7 |
| Safety | 0 | 0 | 0 | 0 | 0 | 0 | 0 | | | | | | | | | | | 0 |
| 2-Pt Attempts | 0 | 0 | 0 | 0 | 1 | 0 | 0 | | | | | | | | | | | 1 |
| 2-Pt Made | 0 | 0 | 0 | 0 | 0 | 0 | 0 | | | | | | | | | | | 0 |
| Time of Possession | 34:08 | 24:01 | 32:34 | 26:53 | 30:45 | 21:53 | 28:11 | | | | | | | | | | | 198:25 |
| KICKOFFS | | | | | | | | | | | | | | | | | | |
| Kickoff Returns | 2 | 5 | 0 | 2 | 2 | 5 | 0 | | | | | | | | | | | 16 |
| Kickoff Return Yards | 33 | 83 | 0 | 36 | 46 | 82 | 0 | | | | | | | | | | | 280 |
| Kickoff Return Avg. | 16.5 | 16.6 | 0 | 18.0 | 23.0 | 16.4 | 0 | | | | | | | | | | | 17.5 |



LONGEST PLAYS FROM SCRIMMAGE

| RAVENS | | | | | | OPPONENT | | | | | |
|---------------|---------------|-----|--|-------|---------------|----------|---------------|-----|--|-------|---------------|
| DATE | OPPONENT | QTR | RAVENS PLAYER | YARDS | SCORE | DATE | OPPONENT | QTR | OPP. PLAYER | YARDS | SCORE |
| 09/13 | at Las Vegas | 4 | Lamar Jackson -> Sammy Watkins | 49 | L, 33-27 (OT) | 10/24 | Cincinnati | 3 | Joe Burrow -> Ja'Marr Chase | 82T | L, 17-41 |
| 10/03 | at Denver | 2 | Lamar Jackson -> Marquise Brown | 49T | W, 23-7 | 10/11 | Indianapolis | 1 | Carson Wentz -> Jonathan Taylor | 76T | W, 25-31 (OT) |
| 10/11 | Indianapolis | 3 | Lamar Jackson -> Marquise Brown | 43T | W, 31-25 (OT) | 10/24 | Cincinnati | 2 | Joe Burrow -> C.J. Uzomah | 55T | L, 17-41 |
| 09/19 | Kansas City | 3 | Lamar Jackson -> Marquise Brown | 42T | W, 36-35 | 09/19 | Kansas City | 3 | Patrick Mahomes -> Travis Kelce | 46T | W, 35-36 |
| 09/26 | at Detroit | 3 | Lamar Jackson -> Mark Andrews | 41 | W, 19-17 | 10/24 | Cincinnati | 4 | Samaje Perine run | 46T | L, 17-41 |
| 10/24 | Cincinnati | 3 | Lamar Jackson -> Marquise Brown | 39T | L, 41-17 | 10/11 | Indianapolis | 3 | Carson Wentz -> Michael Pittman Jr. | 42T | W, 25-31 (OT) |
| 09/26 | at Detroit | 2 | Lamar Jackson -> Marquise Brown | 37 | W, 19-17 | 09/19 | Kansas City | 3 | Patrick Mahomes -> Byron Pringle | 40T | W, 35-36 |
| 09/26 | at Detroit | 4 | Lamar Jackson -> Sammy Watkins | 36 | W, 19-17 | 09/13 | at Las Vegas | 4 | Derek Carr -> Henry Ruggs III | 37 | L, 27-33 (OT) |
| 09/13 | at Las Vegas | 1 | Ty'Son Williams run | 35T | L, 33-27 (OT) | 09/19 | Kansas City | 1 | Patrick Mahomes -> Demarcus Robinson | 33T | W, 35-36 |
| 10/24 | Cincinnati | 3 | Lamar Jackson -> Rashod Bateman | 35 | L, 41-17 | 09/13 | at Las Vegas | 5 | Derek Carr -> Bryan Edwards | 32 | L, 27-33 (OT) |
| 10/03 | at Denver | 4 | Lamar Jackson -> James Proche II | 32 | W, 23-7 | 10/03 | at Denver | 4 | Drew Lock -> Courtland Sutton | 32 | W, 7-23 |
| 10/03 | at Denver | 2 | Lamar Jackson -> Marquise Brown | 32 | W, 23-7 | 10/24 | Cincinnati | 3 | Joe Burrow -> C.J. Uzomah | 32T | L, 17-41 |
| 09/19 | Kansas City | 1 | Devonta Freeman run | 31 | W, 36-35 | 09/13 | at Las Vegas | 1 | Marcus Mariota run | 31 | L, 27-33 (OT) |
| 09/26 | at Detroit | 1 | Lamar Jackson run | 31 | W, 19-17 | 09/13 | at Las Vegas | 5 | Derek Carr -> Zay Jones | 31T | L, 27-33 (OT) |
| 09/13 | at Las Vegas | 2 | Lamar Jackson -> Sammy Watkins | 29 | L, 33-27 (OT) | 10/03 | at Denver | 1 | Javonte Williams run | 31 | W, 7-23 |
| 09/13 | at Las Vegas | 2 | Lamar Jackson -> Marquise Brown | 29 | L, 33-27 (OT) | 10/11 | Indianapolis | 3 | Carson Wentz -> Zach Pascal | 31 | W, 25-31 (OT) |
| 09/26 | at Detroit | 2 | Lamar Jackson -> James Proche II | 29 | W, 19-17 | 10/11 | Indianapolis | 4 | Carson Wentz -> Jonathan Taylor | 29 | W, 25-31 (OT) |
| 09/13 | at Las Vegas | 4 | Lamar Jackson run | 28 | L, 33-27 (OT) | 09/13 | at Las Vegas | 5 | Derek Carr -> Hunter Renfrow | 27 | L, 27-33 (OT) |
| 10/11 | Indianapolis | 2 | Lamar Jackson -> Sammy Watkins | 28 | W, 31-25 (OT) | 10/24 | Cincinnati | 3 | Joe Burrow -> Ja'Marr Chase | 27 | L, 17-41 |
| 10/11 | Indianapolis | 2 | Lamar Jackson -> Mark Andrews | 28 | W, 31-25 (OT) | 10/17 | L.A. Chargers | 2 | Justin Herbert -> Mike Williams | 26 | W, 6-34 |
| 09/19 | Kansas City | 3 | Lamar Jackson -> Marquise Brown | 27 | W, 36-35 | 10/24 | Cincinnati | 2 | Joe Burrow -> Ja'Marr Chase | 26 | L, 17-41 |
| 10/11 | Indianapolis | 4 | Lamar Jackson -> Mark Andrews | 27 | W, 31-25 (OT) | 10/24 | Cincinnati | 3 | Joe Burrow -> Tyler Boyd | 25 | L, 17-41 |
| 10/24 | Cincinnati | 3 | Lamar Jackson -> Rashod Bateman | 25 | L, 41-17 | 09/13 | at Las Vegas | 2 | Derek Carr -> Darren Waller | 24 | L, 27-33 (OT) |
| 09/26 | at Detroit | 3 | Lamar Jackson -> Mark Andrews | 24 | W, 19-17 | 09/26 | at Detroit | 4 | Jared Goff -> Darren Fells | 24 | W, 17-19 |
| 10/03 | at Denver | 2 | Lamar Jackson -> Mark Andrews | 24 | W, 23-7 | 10/11 | Indianapolis | 3 | Carson Wentz -> Mo Alie-Cox | 24 | W, 25-31 (OT) |
| 10/24 | Cincinnati | 1 | Lamar Jackson -> Mark Andrews | 24 | L, 41-17 | 09/19 | Kansas City | 4 | Patrick Mahomes -> Byron Pringle | 23 | W, 35-36 |
| 10/24 | Cincinnati | 1 | Lamar Jackson -> Mark Andrews | 23 | L, 41-17 | 10/11 | Indianapolis | 4 | Carson Wentz -> Parris Campbell | 23 | W, 25-31 (OT) |
| 10/17 | L.A. Chargers | 2 | Lamar Jackson run | 22 | W, 34-6 | 10/24 | Cincinnati | 1 | Joe Burrow -> Samaje Perine | 23 | L, 17-41 |
| 09/13 | at Las Vegas | 1 | Lamar Jackson -> Ty'Son Williams | 21 | L, 33-27 (OT) | 09/26 | at Detroit | 4 | Jared Goff -> Kalif Raymond | 22 | W, 17-19 |
| 09/19 | Kansas City | 2 | Lamar Jackson run | 21 | W, 36-35 | 10/11 | Indianapolis | 4 | Marlon Mack run | 22 | W, 25-31 (OT) |
| 09/26 | at Detroit | 2 | Lamar Jackson -> Mark Andrews | 21 | W, 19-17 | 09/13 | at Las Vegas | 4 | Derek Carr -> Kenyan Drake | 21 | L, 27-33 (OT) |
| 10/17 | L.A. Chargers | 2 | Lamar Jackson -> Mark Andrews | 21 | W, 34-6 | 10/11 | Indianapolis | 3 | Carson Wentz -> Michael Pittman Jr. | 21 | W, 25-31 (OT) |
| 09/19 | Kansas City | 3 | Lamar Jackson run | 20 | W, 36-35 | 10/17 | L.A. Chargers | 4 | Justin Herbert -> Keenan Allen | 21 | W, 6-34 |
| 09/19 | Kansas City | 3 | Lamar Jackson -> Mark Andrews | 20 | W, 36-35 | 10/24 | Cincinnati | 4 | Joe Mixon run | 21T | L, 17-41 |
| 09/19 | Kansas City | 2 | Lamar Jackson -> Marquise Brown | 20 | W, 36-35 | 10/24 | Cincinnati | 3 | Joe Burrow -> Ja'Marr Chase | 21 | L, 17-41 |
| 09/19 | Kansas City | 2 | Ty'Son Williams run | 20 | W, 36-35 | 09/13 | at Las Vegas | 4 | Derek Carr -> Bryan Edwards | 20 | L, 27-33 (OT) |
| 10/03 | at Denver | 1 | Lamar Jackson -> Sammy Watkins | 20 | W, 23-7 | 09/19 | Kansas City | 2 | Patrick Mahomes -> Blake Bell | 20 | W, 35-36 |
| 10/11 | Indianapolis | 4 | Lamar Jackson -> Marquise Brown | 20 | W, 31-25 (OT) | | | | | | |
| 10/17 | L.A. Chargers | 3 | Lamar Jackson -> Marquise Brown | 20 | W, 34-6 | | | | | | |
| 10/24 | Cincinnati | 2 | Lamar Jackson -> Rashod Bateman | 20 | L, 41-17 | | | | | | |
| TOTALS | | | 40 - 1,143 (28.6), 5 TDS (8 RUNS, 1 TD, 32 PASSES, 4 TDS) | | | | | | 37 - 1,167 (31.5), 11 TDS (5 RUNS, 2 TDS, 32 PASSES, 9 TDS) | | |

TEAM SUPERLATIVES

| HIGH | DATE | OPPONENT | OFFENSIVE CATEGORY | OPPONENT | DATE | LOW |
|--------|-------|--|---------------------------------------|---------------------------------------|-------|--------|
| 36 | 9/19 | vs. Kansas City | Points | vs. Cincinnati | 10/24 | 17 |
| 17 | 10/3 | at Denver | Points in a Quarter | vs. Cincinnati ...3 more at 0. | 10/24 | 0 |
| 22 | 10/11 | vs. Indianapolis | Points in a Half | vs. Indianapolis | 10/11 | 3 |
| 5 | 9/19 | vs. Kansas City | Total Touchdowns | at Detroit | 9/26 | 1 |
| 71 | 10/24 | vs. Cincinnati | Total Plays | at Detroit | 9/26 | 57 |
| 523 | 10/11 | vs. Indianapolis | Total Net Yards | vs. L.A. Chargers | 10/17 | 327 |
| 31 | 9/19 | vs. Kansas City | Total First Downs | at Detroit | 9/26 | 15 |
| 18 | 9/19 | vs. Kansas City | First Downs Rushing | at Detroit | 9/26 | 5 |
| 22 | 10/11 | vs. Indianapolis | First Downs Passing | at Detroit | 9/26 | 10 |
| 2 | 9/19 | vs. Kansas City | First Down Penalties | vs. Cincinnati ...2 more at 0. | 10/24 | 0 |
| 55% | 10/17 | vs. L.A. Chargers ...1 more at 55%. | Third Down Efficiency | at Detroit | 9/26 | 10% |
| 7.5 | 10/11 | vs. Indianapolis | Average Yards Per Play | vs. L.A. Chargers | 10/17 | 4.8 |
| 251 | 9/19 | vs. Kansas City | Total Net Yards Rushing | vs. Indianapolis | 10/11 | 86 |
| 41 | 9/19 | vs. Kansas City | Rushing Attempts | at Detroit | 9/26 | 22 |
| 6.1 | 9/19 | vs. Kansas City | Rushing Average Yards | vs. Indianapolis ...1 more at 3.4. | 10/11 | 3.4 |
| 3 | 10/17 | vs. L.A. Chargers ...1 more at 3. | Rushing Touchdowns | vs. Indianapolis ...1 more at 0. | 10/11 | 0 |
| 437 | 10/11 | vs. Indianapolis | Total Net Yards Passing | vs. L.A. Chargers | 10/17 | 140 |
| 43 | 10/11 | vs. Indianapolis | Passing Attempts | vs. Kansas City | 9/19 | 26 |
| 37 | 10/11 | vs. Indianapolis | Passing Completions | at Detroit | 9/26 | 16 |
| 4 | 10/11 | vs. Indianapolis | Passing Touchdowns | vs. Cincinnati ...5 more at 1. | 10/24 | 1 |
| 9.7 | 10/11 | vs. Indianapolis | Passing Yards Average | vs. L.A. Chargers | 10/17 | 4.7 |
| 2 | 10/17 | vs. L.A. Chargers ...1 more at 2. | Passes Thrown for Interception | vs. Cincinnati ...3 more at 0. | 10/24 | 0 |
| 5 | 10/24 | vs. Cincinnati | Times Sacked | vs. Kansas City | 9/19 | 1 |
| 27 | 10/17 | vs. L.A. Chargers | Sack Yards Lost | vs. Indianapolis | 10/11 | 5 |
| 7 | 10/3 | at Denver | Total Punts | vs. L.A. Chargers ...1 more at 2. | 10/17 | 2 |
| 335 | 10/3 | at Denver | Total Punt Yards | vs. L.A. Chargers | 10/17 | 86 |
| 49.5 | 10/11 | vs. Indianapolis | Punt Gross Average Yards | vs. L.A. Chargers | 10/17 | 43 |
| 43 | 10/17 | vs. L.A. Chargers | Punt Net Average Yards | vs. Cincinnati | 10/24 | 37.3 |
| 4 | 9/13 | at Las Vegas | Punt Returns | vs. Indianapolis ...1 more at 1. | 10/11 | 1 |
| 67 | 9/13 | at Las Vegas | Punt Return Yards | vs. Indianapolis | 10/11 | 0 |
| 21.3 | 10/3 | at Denver | Punt Return Yards Average | vs. Indianapolis | 10/11 | 0.0 |
| 5 | 10/11 | vs. Indianapolis | Kickoff Returns | at Denver ...3 more at 0. | 10/3 | 0 |
| 111 | 10/11 | vs. Indianapolis | Kickoff Return Yards | at Denver ...3 more at 0. | 10/3 | 0 |
| 8 | 10/11 | vs. Indianapolis ...1 more at 8. | Total Penalties | vs. L.A. Chargers | 10/17 | 2 |
| 74 | 10/11 | vs. Indianapolis | Penalty Yards | vs. L.A. Chargers | 10/17 | 15 |
| 4 | 9/13 | at Las Vegas | Total Fumbles | at Denver | 10/3 | 0 |
| 2 | 9/13 | at Las Vegas | Fumbles Lost | vs. Cincinnati ...4 more at 0. | 10/24 | 0 |
| 38:07 | 10/17 | vs. L.A. Chargers | Time of Possession | at Detroit | 9/26 | 27:26 |
| 2 | 10/17 | vs. L.A. Chargers ...2 more at 2. | Turnovers | vs. Cincinnati ...1 more at 0. | 10/24 | 0 |
| 76,490 | 10/3 | at Denver | Attendance | at Detroit | 9/26 | 50,788 |



TEAM SUPERLATIVES

| HIGH | DATE | OPPONENT | DEFENSIVE CATEGORY | OPPONENT | DATE | LOW |
|--------|-------|--------------------------------------|---------------------------------------|--------------------------------------|-------|--------|
| 41 | 10/24 | vs. Cincinnati | Points | vs. L.A. Chargers | 10/17 | 6 |
| 17 | 9/13 | at Las Vegas | Points in a Quarter | vs. L.A. Chargers ...4 more at 0. | 10/17 | 0 |
| 28 | 10/24 | vs. Cincinnati | Points in a Half | vs. L.A. Chargers ...2 more at 0. | 10/17 | 0 |
| 5 | 10/24 | vs. Cincinnati ...1 more at 5. | Total Touchdowns | vs. L.A. Chargers ...1 more at 1. | 10/17 | 1 |
| 80 | 9/13 | at Las Vegas | Total Plays | vs. Kansas City | 9/19 | 49 |
| 520 | 10/24 | vs. Cincinnati | Total Net Yards | vs. L.A. Chargers | 10/17 | 208 |
| 29 | 10/11 | vs. Indianapolis | Total First Downs | vs. L.A. Chargers | 10/17 | 14 |
| 10 | 10/11 | vs. Indianapolis | First Downs Rushing | vs. Kansas City | 9/19 | 2 |
| 18 | 9/19 | vs. Kansas City | First Downs Passing | at Denver | 10/3 | 9 |
| 3 | 10/11 | vs. Indianapolis ...1 more at 3. | First Down Penalties | vs. L.A. Chargers | 10/17 | 0 |
| 50% | 10/11 | vs. Indianapolis | Third Down Efficiency | vs. Kansas City | 9/19 | 17% |
| 8.3 | 10/24 | vs. Cincinnati ...1 more at 8.3. | Average Yards Per Play | vs. L.A. Chargers | 10/17 | 3.9 |
| 123 | 10/11 | vs. Indianapolis | Total Net Yards Rushing | vs. L.A. Chargers | 10/17 | 26 |
| 27 | 9/26 | at Detroit | Rushing Attempts | vs. L.A. Chargers | 10/17 | 12 |
| 6.2 | 10/3 | at Denver | Rushing Average Yards | vs. L.A. Chargers | 10/17 | 2.2 |
| 2 | 10/24 | vs. Cincinnati ...2 more at 2. | Rushing Touchdowns | vs. L.A. Chargers ...1 more at 0. | 10/17 | 0 |
| 409 | 10/24 | vs. Cincinnati ...1 more at 409. | Total Net Yards Passing | at Denver | 10/3 | 148 |
| 56 | 9/13 | at Las Vegas | Passing Attempts | at Detroit ...1 more at 31. | 9/26 | 31 |
| 34 | 9/13 | at Las Vegas | Passing Completions | at Denver | 10/3 | 19 |
| 3 | 10/24 | vs. Cincinnati ...1 more at 3. | Passing Touchdowns | at Detroit | 9/26 | 0 |
| 11.1 | 9/19 | vs. Kansas City | Passing Yards Average | at Denver | 10/3 | 3.5 |
| 1 | 10/24 | vs. Cincinnati ...4 more at 1. | Passes Thrown for Interception | vs. Indianapolis ...1 more at 0. | 10/11 | 0 |
| 5 | 10/3 | at Denver | QB Sacks | vs. Kansas City | 9/19 | 0 |
| 30 | 10/3 | at Denver | Sack Yards Lost | vs. Kansas City | 9/19 | 0 |
| 10 | 10/3 | at Denver | Total Punts | vs. Indianapolis | 10/11 | 2 |
| 491 | 10/3 | at Denver | Total Punt Yards | vs. Indianapolis | 10/11 | 90 |
| 54 | 10/24 | vs. Cincinnati | Punt Gross Average Yards | vs. Indianapolis ...1 more at 45. | 10/11 | 45 |
| 45 | 10/11 | vs. Indianapolis | Punt Net Average Yards | at Detroit | 9/26 | 38.5 |
| 3 | 10/24 | vs. Cincinnati ...2 more at 3. | Punt Returns | vs. L.A. Chargers | 10/17 | 0 |
| 30 | 10/11 | vs. Indianapolis | Punt Return Yards | vs. L.A. Chargers | 10/17 | 0 |
| 13.0 | 9/19 | vs. Kansas City | Punt Return Yards Average | vs. L.A. Chargers | 10/17 | 0.0 |
| 5 | 10/17 | vs. L.A. Chargers ...1 more at 5. | Kickoff Returns | vs. Cincinnati ...1 more at 0. | 10/24 | 0 |
| 83 | 9/19 | vs. Kansas City | Kickoff Return Yards | vs. Cincinnati ...1 more at 0. | 10/24 | 0 |
| 10 | 9/13 | at Las Vegas | Total Penalties | vs. Cincinnati | 10/24 | 1 |
| 62 | 9/13 | at Las Vegas | Penalty Yards | vs. Cincinnati | 10/24 | 5 |
| 2 | 9/19 | vs. Kansas City | Total Fumbles | vs. L.A. Chargers ...2 more at 0. | 10/17 | 0 |
| 1 | 10/11 | vs. Indianapolis ...1 more at 1. | Fumbles Lost | vs. Cincinnati ...4 more at 0. | 10/24 | 0 |
| 34:08 | 9/13 | at Las Vegas | Time of Possession | vs. L.A. Chargers | 10/17 | 21:53 |
| 2 | 9/19 | vs. Kansas City | Turnovers | at Detroit | 9/26 | 0 |
| 76,490 | 10/3 | at Denver | Attendance | at Detroit | 9/26 | 50,788 |

INDIVIDUAL SUPERLATIVES

| CATEGORY | 2021 RAVENS INDIVIDUAL BEST | GAME | DATE | OPPONENT INDIVIDUAL BEST | GAME | DATE |
|------------------------------|---------------------------------|---------|-------|---------------------------------|---------|-------|
| Touchdowns | 2 Mark Andrews ...2 more. | vs. IND | 10/11 | 2 C.J. Uzomah ...2 more. | vs. CIN | 10/24 |
| Passes Attempted | 43 Lamar Jackson | vs. IND | 10/11 | 56 Derek Carr | at LV | 09/13 |
| Passes Completed | 37 Lamar Jackson | vs. IND | 10/11 | 34 Derek Carr | at LV | 09/13 |
| Completion Percentage | 86.0 Lamar Jackson | vs. IND | 10/11 | 77.4 Patrick Mahomes | vs. KC | 09/19 |
| Passing Yards | 442 Lamar Jackson | vs. IND | 10/11 | 435 Derek Carr | at LV | 09/13 |
| Yards Per Attempt | 10.3 Lamar Jackson | vs. IND | 10/11 | 11.5 Carson Wentz | vs. IND | 10/11 |
| Touchdown Passes | 4 Lamar Jackson | vs. IND | 10/11 | 3 Joe Burrow ...1 more. | vs. CIN | 10/24 |
| Receptions | 11 Mark Andrews | vs. IND | 10/11 | 10 Darren Waller | at LV | 09/13 |
| Receiving Yards | 147 Mark Andrews | vs. IND | 10/11 | 201 Ja'Marr Chase | vs. CIN | 10/24 |
| Touchdown Receptions | 2 Mark Andrews ...1 more. | vs. IND | 10/11 | 2 C.J. Uzomah | vs. CIN | 10/24 |
| Rushing Yards | 107 Lamar Jackson | vs. KC | 09/19 | 59 Joe Mixon | vs. CIN | 10/24 |
| Rushing Attempts | 18 Lataavius Murray | at DEN | 10/03 | 15 Jonathan Taylor | vs. IND | 10/11 |
| Rushing Average | 8.3 Lamar Jackson | at DET | 09/26 | 6.9 Javonte Williams | at DEN | 10/03 |
| Rushing Touchdowns | 2 Lamar Jackson | vs. KC | 09/19 | 2 Josh Jacobs | at LV | 09/13 |
| Yards From Scrimmage | 147 Mark Andrews | vs. IND | 10/11 | 201 Ja'Marr Chase | vs. CIN | 10/24 |
| Combined Net Yards | 156 Devin Duvernay | vs. IND | 10/11 | 201 Ja'Marr Chase | vs. CIN | 10/24 |
| Interceptions Made | 1 Marlon Humphrey ...4 more. | vs. CIN | 10/24 | 2 Kyzir White ...1 more. | vs. LAC | 10/17 |
| Interceptions Thrown | 2 Lamar Jackson ...1 more. | vs. LAC | 10/17 | 1 Joe Burrow ...4 more. | vs. CIN | 10/24 |
| INT Return Yards | | | | 50 Tyrann Mathieu | vs. KC | 09/19 |
| Tackles | 12 Chuck Clark | at DET | 09/26 | 13 Darius Leonard | vs. IND | 10/11 |
| Sacks | 2.0 Tyus Bowser | at DEN | 10/03 | 2.5 Sam Hubbard | vs. CIN | 10/24 |
| Punts | 7 Sam Koch | at DEN | 10/03 | 10 Sam Martin | at DEN | 10/03 |
| Punts Inside the 20 | 2 Sam Koch ...2 more. | vs. CIN | 10/24 | 4 Sam Martin | at DEN | 10/03 |
| Punting Average | 49.5 Sam Koch | vs. IND | 10/11 | 54.0 Kevin Huber | vs. CIN | 10/24 |
| Punt Returns | 4 Devin Duvernay | at LV | 09/13 | 3 Darius Phillips ...1 more. | vs. CIN | 10/24 |
| Punt Return Yards | 67 Devin Duvernay | at LV | 09/13 | 30 Nyheim Hines | vs. IND | 10/11 |
| Kickoff Returns | 5 Devin Duvernay | vs. IND | 10/11 | 3 KJ Hill Jr. ...1 more. | vs. LAC | 10/17 |
| Kickoff Return Yards | 111 Devin Duvernay | vs. IND | 10/11 | 50 KJ Hill Jr. | vs. LAC | 10/17 |
| Field Goals Attempted | 5 Justin Tucker | at DET | 09/26 | 4 Rodrigo Blankenship | vs. IND | 10/11 |
| Field Goals Made | 4 Justin Tucker | at DET | 09/26 | 2 Evan McPherson ...2 more. | vs. CIN | 10/24 |

| CATEGORY | 2021 RAVENS LONGEST PLAYS | GAME | DATE | OPPONENT INDIVIDUAL | GAME | DATE |
|---|---------------------------------|---------|-------|----------------------------------|---------|-------|
| Run From Scrimmage | 35 Ty'Son Williams | at LV | 09/13 | 46 Samaje Perine | vs. CIN | 10/24 |
| Touchdown Run | 35 Ty'Son Williams | at LV | 09/13 | 46 Samaje Perine | vs. CIN | 10/24 |
| Passing Long | 49 Lamar Jackson ...1 more. | at DEN | 10/03 | 82 Joe Burrow | vs. CIN | 10/24 |
| Touchdown Pass Long | 49 Lamar Jackson | at DEN | 10/03 | 82 Joe Burrow | vs. CIN | 10/24 |
| Longest Reception | 49 Marquise Brown ...1 more. | at DEN | 10/03 | 82 Ja'Marr Chase | vs. CIN | 10/24 |
| Touchdown Reception | 49 Marquise Brown | at DEN | 10/03 | 82 Ja'Marr Chase | vs. CIN | 10/24 |
| Interception Return | | | | 34 Tyrann Mathieu | vs. KC | 09/19 |
| Longest INT Return for TD | | | | 34 Tyrann Mathieu | vs. KC | 09/19 |
| Longest Own Fumble Return | 2 Devin Duvernay | vs. KC | 09/19 | | | |
| Longest Opponent's Fumble Return | | | | 21 Darius Leonard | vs. IND | 10/11 |
| Punt Return | 42 Devin Duvernay | at DEN | 10/03 | 13 Darius Phillips ...2 more. | vs. CIN | 10/24 |
| Kickoff Return | 47 Devin Duvernay | vs. LAC | 10/17 | 33 Byron Pringle | vs. KC | 09/19 |
| Punt | 57 Sam Koch | at DEN | 10/03 | 69 Ty Long | vs. LAC | 10/17 |
| Field Goal | 66 Justin Tucker | at DET | 09/26 | 55 Daniel Carlson | at LV | 09/13 |
| Field Goal Attempt | 66 Justin Tucker | at DET | 09/26 | 55 Daniel Carlson | at LV | 09/13 |

TURNOVER TABLE

| DATE | OPPONENT | FORCED TURNOVERS | | | TURNOVERS CONVERTED | | | | | OUTCOME | |
|-------|------------------|------------------|----------|----------|---------------------|----------|-----------|-------------|--------------|-----------|------------|
| | | FUM | INTS | TOTAL | TD | FG | PTS. | PTS. PCT. | TD PCT. | NET DIFF. | RESULT |
| 09/13 | Baltimore | 0 | 1 | 1 | 0 | 0 | 0 | 0.0 | 0.0 | -1 | L |
| | at Las Vegas | 2 | 0 | 2 | 2 | 0 | 13 | 100.0 | 100.0 | +1 | W |
| 09/19 | Baltimore | 1 | 1 | 2 | 1 | 0 | 6 | 50.0 | 100.0 | 0 | W |
| | Kansas City | 0 | 2 | 2 | 1 | 0 | 7 | 50.0 | 100.0 | 0 | L |
| 09/26 | Baltimore | 0 | 0 | 0 | 0 | 0 | 0 | 0.0 | 0.0 | -1 | W |
| | at Detroit | 0 | 1 | 1 | 0 | 1 | 3 | 100.0 | 0.0 | +1 | L |
| 10/03 | Baltimore | 0 | 1 | 1 | 0 | 0 | 0 | 0.0 | 0.0 | +1 | W |
| | at Denver | 0 | 0 | 0 | 0 | 0 | 0 | 0.0 | 0.0 | -1 | L |
| 10/11 | Baltimore | 1 | 0 | 1 | 0 | 0 | 0 | 0.0 | 0.0 | 0 | W |
| | Indianapolis | 1 | 0 | 1 | 1 | 0 | 6 | 100.0 | 100.0 | 0 | L |
| 10/17 | Baltimore | 0 | 1 | 1 | 0 | 0 | 0 | 0.0 | 0.0 | -1 | W |
| | L.A. Chargers | 0 | 2 | 2 | 1 | 0 | 6 | 50.0 | 100.0 | +1 | L |
| 10/24 | Baltimore | 0 | 1 | 1 | 0 | 0 | 0 | 0.0 | 0.0 | +1 | L |
| | Cincinnati | 0 | 0 | 0 | 0 | 0 | 0 | 0.0 | 0.0 | -1 | W |
| 11/07 | Minnesota | -- | -- | -- | -- | -- | -- | -- | -- | -- | -- |
| 11/11 | at Miami | -- | -- | -- | -- | -- | -- | -- | -- | -- | -- |
| 11/21 | at Chicago | -- | -- | -- | -- | -- | -- | -- | -- | -- | -- |
| 11/28 | Cleveland | -- | -- | -- | -- | -- | -- | -- | -- | -- | -- |
| 12/05 | at Pittsburgh | -- | -- | -- | -- | -- | -- | -- | -- | -- | -- |
| 12/12 | at Cleveland | -- | -- | -- | -- | -- | -- | -- | -- | -- | -- |
| 12/19 | Green Bay | -- | -- | -- | -- | -- | -- | -- | -- | -- | -- |
| 12/26 | at Cincinnati | -- | -- | -- | -- | -- | -- | -- | -- | -- | -- |
| 01/02 | L.A. Rams | -- | -- | -- | -- | -- | -- | -- | -- | -- | -- |
| 01/09 | Pittsburgh | -- | -- | -- | -- | -- | -- | -- | -- | -- | -- |
| | RAVENS | 2 | 5 | 7 | 1 | 0 | 6 | 14.3 | 100.0 | -1 | 5-2 |
| | OPPONENTS | 3 | 5 | 8 | 5 | 1 | 35 | 75.0 | 83.3 | +1 | 2-5 |



INSIDE THE 20

| RAVENS | | | | | | | | | | | | | | | | | | | |
|---------------|---------------|-----------|-----------|-----------|----------|----------|----------|----------|----------|----------|----------|----------|------------|----------|----------|------------|-------------|-------------|------------|
| Date | Opponent | Pos | TD | PAT | 2-Pt. | Miss PAT | FG | FGA | Blk/MFG | INT | Fum | Dwns | Drive Ends | | | Pts | TD% | Score Pct. | Pts/Poss |
| 09/13 | at Las Vegas | 2 | 2 | 2 | 0 | 0 | 0 | 0 | 0 | 0 | 0 | 0 | 0 | 0 | 0 | 14 | 100.0 | 100.0 | 7.0 |
| 09/19 | Kansas City | 4 | 4 | 2 | 0 | 0 | 0 | 0 | 0 | 0 | 0 | 0 | 0 | 0 | 0 | 26 | 100.0 | 100.0 | 6.5 |
| 09/26 | at Detroit | 2 | 1 | 1 | 0 | 0 | 1 | 1 | 0 | 0 | 0 | 0 | 0 | 0 | 0 | 10 | 50.0 | 100.0 | 5.0 |
| 10/03 | at Denver | 3 | 1 | 1 | 0 | 0 | 2 | 2 | 0 | 0 | 0 | 0 | 0 | 0 | 0 | 13 | 33.3 | 100.0 | 4.3 |
| 10/11 | Indianapolis | 5 | 3 | 0 | 2 | 0 | 1 | 1 | 0 | 0 | 1 | 0 | 0 | 0 | 0 | 25 | 60.0 | 80.0 | 5.0 |
| 10/17 | L.A. Chargers | 5 | 4 | 4 | 0 | 0 | 1 | 1 | 0 | 0 | 0 | 0 | 0 | 0 | 0 | 31 | 80.0 | 100.0 | 6.2 |
| 10/24 | Cincinnati | 1 | 1 | 1 | 0 | 0 | 0 | 0 | 0 | 0 | 0 | 0 | 0 | 0 | 0 | 7 | 100.0 | 100.0 | 7.0 |
| 11/07 | Minnesota | -- | -- | -- | -- | -- | -- | -- | -- | -- | -- | -- | -- | -- | -- | -- | -- | -- | -- |
| 11/11 | at Miami | -- | -- | -- | -- | -- | -- | -- | -- | -- | -- | -- | -- | -- | -- | -- | -- | -- | -- |
| 11/21 | at Chicago | -- | -- | -- | -- | -- | -- | -- | -- | -- | -- | -- | -- | -- | -- | -- | -- | -- | -- |
| 11/28 | Cleveland | -- | -- | -- | -- | -- | -- | -- | -- | -- | -- | -- | -- | -- | -- | -- | -- | -- | -- |
| 12/05 | at Pittsburgh | -- | -- | -- | -- | -- | -- | -- | -- | -- | -- | -- | -- | -- | -- | -- | -- | -- | -- |
| 12/12 | at Cleveland | -- | -- | -- | -- | -- | -- | -- | -- | -- | -- | -- | -- | -- | -- | -- | -- | -- | -- |
| 12/19 | Green Bay | -- | -- | -- | -- | -- | -- | -- | -- | -- | -- | -- | -- | -- | -- | -- | -- | -- | -- |
| 12/26 | at Cincinnati | -- | -- | -- | -- | -- | -- | -- | -- | -- | -- | -- | -- | -- | -- | -- | -- | -- | -- |
| 01/02 | L.A. Rams | -- | -- | -- | -- | -- | -- | -- | -- | -- | -- | -- | -- | -- | -- | -- | -- | -- | -- |
| 01/09 | Pittsburgh | -- | -- | -- | -- | -- | -- | -- | -- | -- | -- | -- | -- | -- | -- | -- | -- | -- | -- |
| TOTALS | | 22 | 16 | 11 | 2 | 0 | 5 | 5 | 0 | 0 | 1 | 0 | 0 | 0 | 0 | 126 | 72.7 | 95.5 | 5.7 |

| OPPONENT | | | | | | | | | | | | | | | | | | | |
|---------------|---------------|-----------|----------|----------|----------|----------|----------|----------|----------|----------|----------|----------|------------|----------|-----------|-------------|-------------|------------|----------|
| Date | Opponent | Pos | TD | PAT | 2-Pt. | Miss PAT | FG | FGA | Blk/MFG | INT | Fum | Dwns | Drive Ends | | | Pts | TD% | Score Pct. | Pts/Poss |
| 09/13 | at Las Vegas | 6 | 3 | 3 | 0 | 0 | 1 | 1 | 0 | 1 | 0 | 1 | 0 | 0 | 0 | 24 | 50.0 | 66.7 | 4.0 |
| 09/19 | Kansas City | 1 | 1 | 1 | 0 | 0 | 0 | 0 | 0 | 0 | 0 | 0 | 0 | 0 | 0 | 7 | 100.0 | 100.0 | 7.0 |
| 09/26 | at Detroit | 3 | 2 | 2 | 0 | 0 | 1 | 1 | 0 | 0 | 0 | 0 | 0 | 0 | 0 | 17 | 66.7 | 100.0 | 5.7 |
| 10/03 | at Denver | 2 | 1 | 1 | 0 | 0 | 0 | 0 | 0 | 1 | 0 | 0 | 0 | 0 | 0 | 7 | 50.0 | 50.0 | 3.5 |
| 10/11 | Indianapolis | 4 | 1 | 0 | 0 | 0 | 1 | 2 | 1 | 0 | 1 | 0 | 0 | 0 | 0 | 9 | 25.0 | 50.0 | 2.3 |
| 10/17 | L.A. Chargers | 2 | 1 | 0 | 0 | 1 | 0 | 0 | 0 | 0 | 0 | 1 | 0 | 0 | 0 | 6 | 50.0 | 50.0 | 3.0 |
| 10/24 | Cincinnati | 2 | 0 | 0 | 0 | 0 | 1 | 1 | 0 | 1 | 0 | 0 | 0 | 0 | 0 | 3 | 0.0 | 50.0 | 1.5 |
| 11/07 | Minnesota | -- | -- | -- | -- | -- | -- | -- | -- | -- | -- | -- | -- | -- | -- | -- | -- | -- | -- |
| 11/11 | at Miami | -- | -- | -- | -- | -- | -- | -- | -- | -- | -- | -- | -- | -- | -- | -- | -- | -- | -- |
| 11/21 | at Chicago | -- | -- | -- | -- | -- | -- | -- | -- | -- | -- | -- | -- | -- | -- | -- | -- | -- | -- |
| 11/28 | Cleveland | -- | -- | -- | -- | -- | -- | -- | -- | -- | -- | -- | -- | -- | -- | -- | -- | -- | -- |
| 12/05 | at Pittsburgh | -- | -- | -- | -- | -- | -- | -- | -- | -- | -- | -- | -- | -- | -- | -- | -- | -- | -- |
| 12/12 | at Cleveland | -- | -- | -- | -- | -- | -- | -- | -- | -- | -- | -- | -- | -- | -- | -- | -- | -- | -- |
| 12/19 | Green Bay | -- | -- | -- | -- | -- | -- | -- | -- | -- | -- | -- | -- | -- | -- | -- | -- | -- | -- |
| 12/26 | at Cincinnati | -- | -- | -- | -- | -- | -- | -- | -- | -- | -- | -- | -- | -- | -- | -- | -- | -- | -- |
| 01/02 | L.A. Rams | -- | -- | -- | -- | -- | -- | -- | -- | -- | -- | -- | -- | -- | -- | -- | -- | -- | -- |
| 01/09 | Pittsburgh | -- | -- | -- | -- | -- | -- | -- | -- | -- | -- | -- | -- | -- | -- | -- | -- | -- | -- |
| TOTALS | | 20 | 9 | 7 | 0 | 1 | 4 | 5 | 1 | 3 | 1 | 2 | 0 | 0 | 73 | 45.0 | 65.0 | 3.7 | |

FIRST DOWNS GAINED

| PLAYER | RUSH | REC. | TOTAL | 3RD DOWN CONVERSION | 4TH DOWN CONVERSION |
|--------------------|-----------|-----------|------------|---------------------|---------------------|
| Lamar Jackson | 29 | 0 | 29 | 11 | 2 |
| Mark Andrews | 0 | 27 | 27 | 3 | 0 |
| Marquise Brown | 1 | 22 | 23 | 4 | 0 |
| Latavius Murray | 17 | 0 | 17 | 1 | 0 |
| Ty'Son Williams | 8 | 4 | 12 | 1 | 1 |
| Sammy Watkins | 0 | 12 | 12 | 2 | 1 |
| Devonta Freeman | 6 | 3 | 9 | 0 | 0 |
| Devin Duvernay | 1 | 7 | 8 | 3 | 0 |
| Rashod Bateman | 0 | 7 | 7 | 1 | 0 |
| James Proche II | 0 | 5 | 5 | 3 | 0 |
| Josh Oliver | 0 | 4 | 4 | 0 | 0 |
| Le'Veon Bell | 2 | 0 | 2 | 1 | 0 |
| Patrick Ricard | 1 | 1 | 2 | 1 | 0 |
| Tyler Huntley | 1 | 0 | 1 | 0 | 0 |
| Team (by penalty) | -- | -- | 5 | -- | -- |
| 2021 TOTALS | 66 | 92 | 163 | 31 | 4 |

COMPLETIONS BY DISTANCE

| 2021 REGULAR SEASON | | | | | | | | | |
|----------------------|---------------|-------------|----------|---------------|---------------|-----------|--------------|--------------|-----------|
| Date | Opponent | Quarterback | Loss | 0-9 | 10-19 | 20-29 | 30-39 | 40-49 | 50+ |
| September 13, 2021 | at Las Vegas | Jackson | -- | 10 | 5 (1) | 3 | -- | 1 | -- |
| September 19, 2021 | Kansas City | Jackson | 1 | 7 | 6 | 3 | -- | 1 (1) | -- |
| September 26, 2021 | at Detroit | Jackson | -- | 6 | 4 (1) | 3 | 2 | 1 | -- |
| October 3, 2021 | at Denver | Jackson | -- | 10 | 7 | 2 | 2 | 1 (1) | -- |
| October 11, 2021 | Indianapolis | Jackson | -- | 20 (3) | 12 | 4 | -- | 1 (1) | -- |
| October 17, 2021 | L.A. Chargers | Jackson | -- | 13 (1) | 4 | 2 | -- | -- | -- |
| October 24, 2021 | Cincinnati | Jackson | -- | 4 | 5 | 4 | 2 (1) | -- | -- |
| | | Huntley | 1 | 1 | 3 | -- | -- | -- | |
| November 7, 2021 | Minnesota | -- | -- | -- | -- | -- | -- | -- | -- |
| November 11, 2021 | at Miami | -- | -- | -- | -- | -- | -- | -- | -- |
| November 21, 2021 | at Chicago | -- | -- | -- | -- | -- | -- | -- | -- |
| November 28, 2021 | Cleveland | -- | -- | -- | -- | -- | -- | -- | -- |
| December 5, 2021 | at Pittsburgh | -- | -- | -- | -- | -- | -- | -- | -- |
| December 12, 2021 | at Cleveland | -- | -- | -- | -- | -- | -- | -- | -- |
| December 19, 2021 | Green Bay | -- | -- | -- | -- | -- | -- | -- | -- |
| December 26, 2021 | at Cincinnati | -- | -- | -- | -- | -- | -- | -- | -- |
| January 2, 2022 | L.A. Rams | -- | -- | -- | -- | -- | -- | -- | -- |
| January 9, 2022 | Pittsburgh | -- | -- | -- | -- | -- | -- | -- | -- |
| PLAYER TOTALS | Jackson | 1 | | 70 (4) | 43 (2) | 21 | 6 (1) | 5 (3) | -- |
| | Huntley | 1 | | 1 | 3 | -- | -- | -- | -- |
| TEAM TOTALS | | | 2 | 71 (4) | 46 (2) | 21 | 6 (1) | 5 (3) | -- |

THE LAST TIME IT HAPPENED

| BY RAVENS | | BY OPPONENT |
|--|--|---|
| RUSHING | | |
| * Never Has Happened * | 300 YARDS RUSHING | * Never Has Happened * |
| 204 YDs, Ray Rice @ Cleveland, 12/04/11 | 200 YARDS RUSHING | * Never Has Happened * |
| 107 YDs, Lamar Jackson vs. Kansas City, 09/19/21 | 100 YARDS RUSHING | 133 YDs, Derrick Henry vs. Tennessee, 11/22/20 |
| 88 YDs, Lamar Jackson vs. Cincinnati, 10/24/21 | 75+ YARD RUSHING | 82 YDs, Nick Chubb @ Cleveland, 12/14/20 |
| * Never Has Happened * | FIVE TOUCHDOWNS RUSHING | * Never Has Happened * |
| * Never Has Happened * | FOUR TOUCHDOWNS RUSHING | * Never Has Happened * |
| 3 TDs, Mark Ingram II: (2, 19, 1) @ Kansas City, 09/22/19 | THREE TOUCHDOWNS RUSHING | 3 TDs, Nick Chubb: (14, 2, 88) vs. Cleveland, 09/29/19 |
| 2 TDs, Lamar Jackson: (2, 1) vs. Kansas City, 09/19/21 | TWO TOUCHDOWNS RUSHING | 2 TDs, Josh Jacobs: (2, 15) @ Las Vegas, 09/13/21 |
| Lamar Jackson: (5, 17)/Gus Edwards: (11, 19) @ Cleveland, 12/14/20 | TWO PLAYERS WITH TWO TD RUSHING | * Never Has Happened * |
| 404 YDs, Baltimore 38, Cincinnati 3 @ Cincinnati, 01/03/21 | OVER 400 YARDS RUSHING (TEAM) | * Never Has Happened * |
| 308 YDs, Baltimore 48, Detroit 3 vs. Detroit, 12/13/09 | 300-399 YARDS RUSHING (TEAM) | * Never Has Happened * |
| 251 YDs, Baltimore 36, Kansas City 35 vs. Kansas City, 09/19/21 | 200-299 YARDS RUSHING (TEAM) | 231 YDs, Chicago 27, Baltimore 24 vs. Chicago, 10/15/17 |

| BY RAVENS | | BY OPPONENT |
|--|---|---|
| RECEIVING | | |
| 147 YDs/125 YDs, Mark Andrews/Marquise Brown vs. Indianapolis, 10/11/21 | TWO 100-YARD RECEIVERS | 114 YDs/104 YDs, Christian Kirk/Larry Fitzgerald vs. Arizona, 09/15/19 |
| 258 YDs, Qadry Ismail @ Pittsburgh, 12/12/99 | 200 YARDS RECEIVING | 201 YDs, Ja'Marr Chase vs. Cincinnati, 10/24/21 |
| 186 YDs, Steve Smith vs. Cincinnati, 09/27/15 | 150 YARDS RECEIVING | 201 YDs, Ja'Marr Chase vs. Cincinnati, 10/24/21 |
| 147 YDs/125 YDs, Mark Andrews/Marquise Brown vs. Indianapolis, 10/11/21 | 100 YARDS RECEIVING | 201 YDs, Ja'Marr Chase vs. Cincinnati, 10/24/21 |
| * Never Has Happened * | FIVE TOUCHDOWN RECEPTIONS | * Never Has Happened * |
| 4 TDs, Marcus Robinson: (13, 50, 25, 9) vs. Seattle, 11/23/03 | FOUR TOUCHDOWN RECEPTIONS | * Never Has Happened * |
| 3 TDs, Torrey Smith: (74, 41, 18) @ St. Louis, 09/25/11 | THREE TOUCHDOWN RECEPTIONS | 3 TDs, A.J. Green: (4, 32, 7) @ Cincinnati, 09/13/18 |
| 2 TDs/2 TDs, Marquise Brown: (43, 5)/Mark Andrews: (5, 4) vs. Indianapolis, 10/11/21 | TWO TOUCHDOWN RECEPTIONS | 2 TDs, C.J. Uzomah: (55, 32) vs. Cincinnati, 10/24/21 |
| Marquise Brown: (43, 5)/Mark Andrews: (5, 4) vs. Indianapolis, 10/11/21 | TWO PLAYERS WITH TWO TD RECEPTIONS | Doug Baldwin: (14, 22, 16)/Tyler Lockett: (8, 49) vs. Seattle, 12/13/15 |

| BY RAVENS | | BY OPPONENT |
|--|-------------------------------|---|
| PASSING | | |
| * Never Has Happened * | 500 YARDS PASSING | 506 YDs, Ben Roethlisberger @ Pittsburgh, 12/10/17 |
| 442 YDs, Lamar Jackson vs. Indianapolis, 10/11/21 | 400 YARDS PASSING | 416 YDs, Joe Burrow vs. Cincinnati, 10/24/21 |
| 442 YDs, Lamar Jackson vs. Indianapolis, 10/11/21 | 300 YARDS PASSING | 416 YDs, Joe Burrow vs. Cincinnati, 10/24/21 |
| * Never Has Happened * | SEVEN TOUCHDOWN PASSES | 7 TDs, Peyton Manning: (24, 23, 28, 5, 2, 26, 78) @ Denver, 09/05/13 |
| * Never Has Happened * | SIX TOUCHDOWN PASSES | 6 TDs, Ben Roethlisberger: (5, 19, 47, 54, 18, 33) @ Pittsburgh, 11/02/14 |
| 5 TDs, Lamar Jackson: (5, 1, 24, 33, 10) vs. N.Y. Jets, 12/12/19 | FIVE TOUCHDOWN PASSES | 5 TDs, Russell Wilson: (8, 14, 22, 49, 16) vs. Seattle, 12/13/15 |
| 4 TDs, Lamar Jackson: (43, 5, 4, 5) vs. Indianapolis, 10/11/21 | FOUR TOUCHDOWN PASSES | 4 TDs, Patrick Mahomes: (5, 20, 49, 2) vs. Kansas City, 09/28/20 |
| 4 TDs, Lamar Jackson: (43, 5, 4, 5) vs. Indianapolis, 10/11/21 | THREE TOUCHDOWN PASSES | 3 TDs, Joe Burrow: (55, 32, 82) vs. Cincinnati, 10/24/21 |

THE LAST TIME IT HAPPENED

| | | |
|---|----------------------------|--|
| 56 ATT., Joe Flacco @ Cleveland, 10/07/18 | 50+ PASS ATTEMPTS | 56 ATT., Derek Carr @ Las Vegas, 09/13/21 |
| 43 ATT., Lamar Jackson vs. Indianapolis, 10/11/21 | 40+ PASS ATTEMPTS | 56 ATT., Derek Carr @ Las Vegas, 09/13/21 |
| 5 INTs, Joe Flacco @ Buffalo, 09/29/13 | FOUR INTERCEPTIONS THROWN | 4 INTs, Andy Dalton @ Cincinnati, 09/10/17 |
| 3 INTs, Lamar Jackson @ Pittsburgh, 10/06/19 | THREE INTERCEPTIONS THROWN | 3 INTs, Baker Mayfield vs. Cleveland, 12/30/18 |
| 2 INTs, Lamar Jackson vs. L.A. Chargers, 10/17/21 | TWO INTERCEPTIONS THROWN | 2 INTs, Brandon Allen @ Cincinnati, 01/03/21 |

BY RAVENS

BY OPPONENT

COMBINED YARDS

| | | |
|---|---|--|
| 107 YDs/324 YDs, Mark Ingram II/Lamar Jackson @ Miami, 09/08/19 | 100-YARD RUSHER AND 300-YARD PASSER | 165 YDs/342 YDs, Nick Chubb/Baker Mayfield vs. Cleveland, 09/29/19 |
| 147/125 YDs/442 YDs, Mark Andrews/Marquise Brown/Lamar Jackson vs. Indianapolis, 10/11/21 | 100-YARD RECEIVER AND 300-YARD PASSER | 201 YDs/416 YDs, Ja'Marr Chase/Joe Burrow vs. Cincinnati, 10/24/21 |
| 107 YDs/113 YDs, Lamar Jackson/Marquise Brown vs. Kansas City, 09/19/21 | 100-YARD RUSHER AND 100-YARD RECEIVER | 133 YDs/113 YDs, Derrick Henry/Corey Davis vs. Tennessee, 11/22/20 |
| 107 YDs/324 YDs/108 YDs, Mark Ingram II/Lamar Jackson Mark Andrews @ Miami, 09/08/19 | 100-YARD RUSHER, 300-YARD PASSER, 100-YARD RECEIVER | 165 YDs/342 YDs/167 YDs, Nick Chubb/Baker Mayfield Jarvis Landry vs. Cleveland, 09/29/19 |

BY RAVENS

BY OPPONENT

DEFENSE

| | | |
|--|---|--|
| 89 YDs, Marcus Peters: (3:55) 5-R.Finley pass short right intended for 12-A.Erickson INTERCEPTED by 24-M.Peters at BLT 11. 24-M.Peters for 89 yards, TOUCHDOWN. @ Cincinnati, 11/10/19 | INTERCEPTED PASS RETURNED FOR A TOUCHDOWN | 34 YDs, Tyrann Mathieu: (14:19) (Shotgun) 8-L.Jackson pass short right intended for 14-S.Watkins INTERCEPTED by 32-T.Mathieu at BLT 34. 32-T.Mathieu for 34 yards, TOUCHDOWN. vs. Kansas City, 09/19/21 |
| 65 YDs, Chuck Clark: (1:28) (Shotgun) 28-J.Taylor right end to BLT 36 for 9 yards (40-M.Harrison, 24-M.Peters). FUMBLES (24-M.Peters), RECOVERED by BLT-36-C.Clark at BLT 35. 36-C.Clark for 65 yards, TOUCHDOWN. @ Indianapolis, 11/08/20 | FUMBLE RETURNED FOR A TOUCHDOWN | 0 YDs, J.J. Arcega-Whiteside: (7:33) 26-M.Sanders left guard to BLT 7 for 74 yards (32-D.Elliott). FUMBLES (32-D.Elliott), recovered by PHI-19-J.Arcega-Whiteside at BLT -1. TOUCHDOWN. @ Philadelphia, 10/18/20 |
| Matthew Judon: (11:01) 15-G.Minshew II sacked in End Zone for -3 yards, SAFETY (99-M.Judon). vs. Jacksonville, 12/20/20 | SAFETY SCORED | Malcom Brown: (10:53) 30-K.Dixon right tackle tackled in End Zone for -1 yards, SAFETY (90-M.Brown, 23-P.Chung). @ New England, 12/12/16 |
| Baltimore 21, Tennessee 0 @ Tennessee, 10/14/18 | SHUTOUT | Tampa Bay 25, Baltimore 0 vs. Tampa Bay, 09/15/02 |
| 4.0 SK, Peter Boulware vs. Minnesota, 01/07/02 | FOUR SACK GAME | 4.0 SK, Antwan Barnes @ San Diego, 12/18/11 |
| 3.0 SK, Calais Campbell @ Philadelphia, 10/18/20 | THREE SACK GAME | 3.0 SK, Vincent Rey vs. Cincinnati, 11/10/13 |
| 2.0 SK, Tyus Bowser @ Denver, 10/03/21 | TWO SACK GAME | 2.5 SK, Sam Hubbard vs. Cincinnati, 10/24/21 |
| 89t YDs, Marcus Peters @ Cincinnati, 11/10/19 | 70+ YARD INTERCEPTION RETURN | 89t YDs, Darqueze Dennard vs. Cincinnati, 12/31/17 |
| 2 INTs, Jimmy Smith vs. Cleveland, 12/30/18 | TWO INTERCEPTIONS | 2 INTs, Kyzir White vs. L.A. Chargers, 10/17/21 |
| * Never Has Happened * | THREE INTERCEPTIONS | 3 INTs, Anthony Henry vs. Cleveland, 11/18/01 |
| * Never Has Happened * | FOUR INTERCEPTIONS | * Never Has Happened * |
| 90 YDs, Pittsburgh 19, Baltimore 14 @ Pittsburgh, 12/02/20 | LESS THAN 100 NET PASSING YARDS | 48 YDs, Baltimore 38, Cincinnati 3 @ Cincinnati, 01/03/21 |
| 131 YDs, Baltimore 26, Atlanta 16 @ Atlanta, 12/02/18 | LESS THAN 150 YARDS NET OFFENSE | 146 YDs, Jacksonville 12, Baltimore 7 @ Jacksonville, 10/24/11 |
| 195 YDs, Baltimore 38, Cincinnati 3 @ Cincinnati, 01/03/21 | LESS THAN 200 YARDS NET OFFENSE | 186 YDs, Jacksonville 44, Baltimore 7 @ Jacksonville, 09/24/17 |
| 208 YDs, Baltimore 34, L.A. Chargers 6 vs. L.A. Chargers, 10/17/21 | LESS THAN 300 YARDS NET OFFENSE | 219 YDs, Pittsburgh 19, Baltimore 14 @ Pittsburgh, 12/02/20 |
| 3 TO, Baltimore 27, Cincinnati 3 vs. Cincinnati, 10/11/20 | FORCED THREE+ TURNOVERS | 4 TO, Pittsburgh 28, Baltimore 24 vs. Pittsburgh, 11/01/20 |

BY RAVENS

BY OPPONENT

SPECIAL TEAMS

THE LAST TIME IT HAPPENED

93 YDs, Devin Duvernay: 7-H.Butker kicks 58 yards from KC 35 to BLT 7. 13-D.Duvernay for 93 yards, TOUCHDOWN. vs. Kansas City, 09/28/20

KICKOFF RETURNED FOR A TOUCHDOWN

92 YDs, Brandon Wilson: 9-J.Tucker kicks 57 yards from BLT 35 to CIN 8. 40-B.Wilson for 92 yards, TOUCHDOWN. vs. Cincinnati, 10/13/19

70 YDs, Cyrus Jones: (13:01) (Punt formation) 5-J.Townsend punts 52 yards to BLT 30, Center-47-T.Sieg. 27-C.Jones for 70 yards, TOUCHDOWN. vs. Oakland, 11/25/18

PUNT RETURNED FOR A TOUCHDOWN

85 YDs, Jamison Crowder: (5:11) (Punt formation) 4-S.Koch punts 45 yards to WAS 15, Center-46-M.Cox. 80-J.Crowder for 85 yards, TOUCHDOWN. vs. Washington, 10/09/16

Brent Urban: (:03) 6-T.Coons 51 yard field goal is BLOCKED (96-B.Urban), Center-47-C.Hughlett, Holder-8-A.Lee, RECOVERED by BLT-33-W.Hill at BLT 36. 33-W.Hill for 64 yards, TOUCHDOWN. @ Cleveland, 11/30/15

BLOCKED FIELD GOAL RETURNED FOR A TOUCHDOWN

* Never Has Happened *

Javorius Allen: (13:44) (Punt formation) 4-J.Berry punt is BLOCKED by 37-J.Allen, Center-60-G.Warren, RECOVERED by BLT-10-C.Moore at PIT 14. 10-C.Moore for 14 yards, TOUCHDOWN. vs. Pittsburgh, 11/06/16

BLOCKED PUNT RETURNED FOR A TOUCHDOWN

Tarell Basham: (12:13) (Punt formation) 4-S.Koch punt is BLOCKED by 93-T.Basham, Center-46-M.Cox, RECOVERED by NYJ-49-B.Bello at BLT 14. 49-B.Bello for 14 yards, TOUCHDOWN. vs. N.Y. Jets, 12/12/19

66 YDs, Justin Tucker: (:03) 9-J.Tucker 66 yard field goal is GOOD, Center-46-N.Moore, Holder-4-S.Koch. @ Detroit, 09/26/21

MADE FIELD GOAL OF 60 YARDS OR LONGER

* Never Has Happened *

52 YDs, Justin Tucker: (7:08) 9-J.Tucker 52 yard field goal is GOOD, Center-46-N.Moore, Holder-4-S.Koch. vs. L.A. Chargers, 10/17/21

MADE FIELD GOAL OF 50-59 YARDS

52 YDs, Evan McPherson: (5:13) 2-E.McPherson 52 yard field goal is GOOD, Center-46-C.Harris, Holder-10-K.Huber. vs. Cincinnati, 10/24/21

48 YDs, Justin Tucker: (:05) (Field Goal formation) 9-J.Tucker 48 yard field goal is BLOCKED (21-D.Ward), Center-46-M.Cox, Holder-4-S.Koch, recovered by BLT-46-M.Cox at CLV 7. @ Cleveland, 10/07/18

BLOCKED FIELD GOAL

37 YDs, Rodrigo Blankenship: (4:37) 3-R.Blankenship 37 yard field goal is BLOCKED (93-C.Campbell), Center-46-L.Rhodes, Holder-8-R.Sanchez, RECOVERED by BLT-23-A.Averett at BLT 25. vs. Indianapolis, 10/11/21

Sam Koch: (12:13) (Punt formation) 4-S.Koch punt is BLOCKED by 93-T.Basham, Center-46-M.Cox, RECOVERED by NYJ-49-B.Bello at BLT 14. 49-B.Bello for 14 yards, TOUCHDOWN. vs. N.Y. Jets, 12/12/19

BLOCKED PUNT

Jordan Berry: (13:44) (Punt formation) 4-J.Berry punt is BLOCKED by 37-J.Allen, Center-60-G.Warren, RECOVERED by BLT-10-C.Moore at PIT 14. 10-C.Moore for 14 yards, TOUCHDOWN. vs. Pittsburgh, 11/06/16

Justin Tucker: 9-J.Tucker extra point is No Good, Wide Left, Center-46-M.Cox, Holder-4-S.Koch. vs. N.Y. Jets, 12/12/19

MISSED POINT AFTER TOUCHDOWN ATTEMPT

Tristan Vizcaino: 16-T.Vizcaino extra point is No Good, Wide Right, Center-54-M.Overton, Holder-1-T.Long. vs. L.A. Chargers, 10/17/21

Patrick Murray [Lawrence Guy blocked]: 2-P.Murray extra point is Blocked (93-L.Guy), Center-47-C.Hughlett, Holder-4-B.Colquitt. DEFENSIVE TWO-POINT ATTEMPT. 36-T.Young recovered the blocked kick. ATTEMPT SUCCEEDS. @ Cleveland, 09/18/16

POINT AFTER TOUCHDOWN ATTEMPT BLOCKED

Justin Tucker [Vincent Taylor blocked]: 9-J.Tucker extra point is Blocked (96-V.Taylor), Center-46-M.Cox, Holder-4-S.Koch. DEFENSIVE TWO-POINT ATTEMPT. 20-T.Thomas recovered the blocked kick. ATTEMPT FAILS. @ Cleveland, 12/14/20

10 YDs, Matt Stover: kicks outside 10 yards from BLT 30 to BLT 40. RECOVERED by BLT-E.Hartwell. vs. Green Bay, 10/14/01

SUCCESSFUL ONSIDE KICK

Johnathan Cyprien: 10-J.Scobee kicks outside 17 yards from JAX 35 to BLT 48. RECOVERED by JAX-37-J.Cyprien. vs. Jacksonville, 12/14/14

6 FG, Justin Tucker: (29, 24, 32, 49, 53, 61) @ Detroit, 12/16/13

SIX FIELD GOALS

6 FG, Kai Forbath: (52, 51, 43, 43, 34, 32) @ Minnesota, 10/22/17

5 FG, Justin Tucker: (48, 29, 48, 45, 39) vs. San Diego, 11/01/15

FIVE FIELD GOALS

6 FG, Kai Forbath: (52, 51, 43, 43, 34, 32) @ Minnesota, 10/22/17

4 FG, Justin Tucker: (39, 50, 32, 66) @ Detroit, 09/26/21

FOUR FIELD GOALS

4 FG, Chris Boswell: (52, 43, 24, 46) @ Pittsburgh, 12/10/17

3 FG, Justin Tucker: (40, 46, 20) @ Denver, 10/03/21

THREE FIELD GOALS

3 FG, Stephen Gostkowski: (40, 40, 22) vs. Tennessee, 11/22/20

73 yds, Sam Koch @ New Orleans, 11/24/14

70+ YARD PUNT

72 yds, Kevin Huber @ Cincinnati, 01/03/21

BY RAVENS

BY OPPONENT

TEAM/MISCELLANEOUS

523 YDs, Baltimore 523, Indianapolis 513 vs. Indianapolis, 10/11/21

500 TOTAL YARDS OF OFFENSE

520 YDs, Cincinnati 520, Baltimore 393 vs. Cincinnati, 10/24/21

406 YDs, Baltimore 406, Denver 254 @ Denver, 10/03/21

400-499 TOTAL YARDS OF OFFENSE

405 YDs, Baltimore 481, Kansas City 405 vs. Kansas City, 09/19/21

THE LAST TIME IT HAPPENED

ST: (8:16) L.Jackson left end for 5 yards, TOUCHDOWN.ST: (11:20) (Shotgun) L.Jackson pass short right to M.Crabtree for 8 yards, TOUCHDOWN.DEF: (6:11) (No Huddle, Shotgun) D.Carr sacked at OAK 33 for -5 yards (M.Judon). FUMBLES (M.Judon) [M.Judon], RECOVERED by BLT-T.Suggs at OAK 43. T.Suggs for 43 yards, TOUCHDOWN. Suggs' 3rd career touchdown.OFF: (13:01) (Punt formation) J.Townsend punts 52 yards to BLT 30, Center-T.Sieg. C.Jones for 70 yards, TOUCHDOWN. vs. Oakland, 11/25/18

* Never Has Happened *

TOUCHDOWN ON OFFENSE, DEFENSE AND SPECIAL TEAMS

Lamar Jackson/Lamar Jackson: TWO-POINT CONVERSION ATTEMPT. 8-L.Jackson pass to 89-M.Andrews is complete. ATTEMPT SUCCEEDS.TWO-POINT CONVERSION ATTEMPT. 8-L.Jackson pass to 89-M.Andrews is complete. ATTEMPT SUCCEEDS. vs. Indianapolis, 10/11/21

MADE TWO-POINT CONVERSION

Baker Mayfield: TWO-POINT CONVERSION ATTEMPT. 6-B.Mayfield pass to 11-D.Peoples-Jones is complete. ATTEMPT SUCCEEDS. Pass Deflected off 27-K. Hunt @ Cleveland, 12/14/20

Lamar Jackson: TWO-POINT CONVERSION ATTEMPT. 8-L.Jackson rushes left end. ATTEMPT FAILS. vs. Indianapolis, 10/11/21

FAILED TWO-POINT CONVERSION

Carson Wentz: TWO-POINT CONVERSION ATTEMPT. 2-C.Wentz pass to 28-J.Taylor is incomplete. ATTEMPT FAILS. DEFENSIVE TWO-POINT ATTEMPT. 36-C.Clark intercepted the try attempt. ATTEMPT FAILS. vs. Indianapolis, 10/11/21

Baltimore 59, Miami 10 @ Miami, 09/08/19

50 POINTS

* Never Has Happened *

Baltimore 40, Jacksonville 14 vs. Jacksonville, 12/20/20

40 POINTS

Cincinnati 41, Baltimore 17 vs. Cincinnati, 10/24/21

Baltimore 31, Indianapolis 25 vs. Indianapolis, 10/11/21

OVERTIME WIN

Las Vegas 33, Baltimore 27 @ Las Vegas, 09/13/21

Las Vegas 33, Baltimore 27 @ Las Vegas, 09/13/21

OVERTIME LOSS

Baltimore 31, Indianapolis 25 vs. Indianapolis, 10/11/21

Baltimore 10, Philadelphia 10 vs. Philadelphia, 11/16/97

OVERTIME TIE

Baltimore 10, Philadelphia 10 vs. Philadelphia, 11/16/97

0 TO, Cincinnati 41, Baltimore 17 vs. Cincinnati, 10/24/21

NO TURNOVERS

0 TO, Baltimore 19, Detroit 17 @ Detroit, 09/26/21

40:31 TOP, Baltimore 38, Cincinnati 3 @ Cincinnati, 01/03/21

OVER 40:00 TIME OF POSSESSION (NON-OT)

40:03 TOP, Baltimore 31, Dallas 29 vs. Dallas, 10/14/12

Baltimore 34, L.A. Chargers 6 vs. L.A. Chargers, 10/17/21

WON GAME BY 20+ POINTS

Cincinnati 41, Baltimore 17 vs. Cincinnati, 10/24/21

TEAM RECORD WHEN...

RAVENS 2021 REGULAR SEASON RECORD WHEN...

| CATEGORY | 2021 SEASON W-L-T | ALL-TIME W-L-T | CATEGORY | 2021 SEASON W-L-T | ALL-TIME W-L-T |
|-----------------------------------|----------------------|-------------------|--|----------------------|-------------------|
| OVERALL | 5-2 | 230-176-1 | IN SEPTEMBER | 2-1 | 54-34 |
| HOME | 3-1 | 141-62-1 | IN OCTOBER | 3-1 | 45-53 |
| RAVENS AT M&T BANK STADIUM | 3-1 | 134-54 | IN NOVEMBER | 0-0 | 62-42-1 |
| RAVENS ON THE ROAD | 2-1 | 89-114 | IN DECEMBER | 0-0 | 63-42 |
| RAVENS OUTDOORS | 4-1 | 221-160-1 | IN JANUARY | 0-0 | 6-4 |
| RAVENS INDOORS | 1-1 | 8-16 | | | |
| | | | ON SUNDAY NIGHT | 1-0 | 16-13 |
| RAVENS SCORE FIRST | 3-1 | 158-59-1 | ON THURSDAY NIGHT | 0-0 | 8-5 |
| OPPONENT SCORES FIRST | 2-1 | 72-117 | ON MONDAY NIGHT | 1-1 | 15-13 |
| RAVENS SCORE ON FIRST POSSESSION | 1-0 | 99-48 | ON SATURDAY | 0-0 | 4-1 |
| RAVENS SCORE 20 OR MORE POINTS | 4-1 | 184-67 | | | |
| RAVENS SCORE 19 OR LESS POINTS | 1-1 | 46-109-1 | DAY GAMES | 3-1 | 188-144-1 |
| RAVENS ALLOW 20 OR MORE | 2-2 | 57-137 | NIGHT GAMES | 2-1 | 42-32 |
| RAVENS ALLOW 19 OR LESS POINTS | 3-0 | 173-39-1 | | | |
| | | | VS. AFC NORTH OVERALL | 0-1 | 67-48 |
| RAVENS LEAD AFTER 1ST QUARTER | 1-1 | 137-35-1 | VS. AFC NORTH AT HOME | 0-1 | 39-19 |
| RAVENS TRAIL AFTER 1ST QUARTER | 2-1 | 45-98 | VS. AFC NORTH ON THE ROAD | 0-0 | 28-29 |
| SCORE TIED AFTER 1ST QUARTER | 2-0 | 48-43 | | | |
| RAVENS LEAD AT HALFTIME | 3-1 | 179-35-1 | VS. AFC | 4-2 | 171-137 |
| RAVENS TRAIL AT HALFTIME | 2-1 | 37-125 | VS. AFC EAST | 0-0 | 27-21 |
| SCORE TIED AT HALFTIME | 0-0 | 14-16 | VS. AFC SOUTH | 1-0 | 23-18 |
| RAVENS LEAD AFTER 3RD QUARTER | 3-1 | 194-30-1 | VS. AFC WEST | 3-1 | 28-22 |
| RAVENS TRAIL AFTER 3RD QUARTER | 2-1 | 30-138 | | | |
| SCORE TIED AFTER 3RD QUARTER | 0-0 | 6-8 | VS. NFC | 1-0 | 59-39-1 |
| GAME GOES TO OVERTIME | 1-1 | 14-15-1 | VS. NFC EAST | 0-0 | 17-9-1 |
| | | | VS. NFC SOUTH | 0-0 | 12-8 |
| RAVENS HAVE + TURNOVER RATIO | 1-1 | 141-25 | VS. NFC NORTH | 1-0 | 9-8 |
| RAVENS HAVE - TURNOVER RATIO | 2-1 | 39-114-1 | VS. NFC WEST | 0-0 | 18-9 |
| TURNOVER RATIO EVEN | 2-0 | 50-37 | | | |
| | | | RAVENS WEARING COLOR RUSH (ALL PURPLE) | 0-0 | 5-0 |
| RAVENS HAVE 30:00+TOP | 4-2 | 166-62-1 | RAVENS WEARING BLACK JERSEYS W/ WHITE PANTS | 0-0 | 7-5 |
| RAVENS HAVE LESS THAN 30:00 TOP | 1-0 | 64-114 | RAVENS WEARING BLACK JERSEYS W/ BLACK PANTS | 0-0 | 16-5 |
| | | | RAVENS WEARING BLACK JERSEYS W/ PURPLE PANTS | 1-0 | 2-0 |
| RAVENS HAVE 100-YARD RUSHER | 1-0 | 83-27-1 | | | |
| RAVENS HAVE 300 NET PASSING YARDS | 2-0 | 23-21 | | | |
| RAVENS HAVE 300-YARD PASSER | 2-0 | 28-26 | | | |
| RAVENS HAVE 1 100-YARD RECEIVER | 2-0 | 49-36 | | | |
| RAVENS HAVE 2 100-YARD RECEIVERS | 1-0 | 3-2 | | | |
| | | | | | |
| RAVENS SCORE A KR TD | 0-0 | 5-5 | | | |
| RAVENS SCORE A PR TD | 0-0 | 12-3 | | | |

REPLAY CHALLENGES

RAVENS

| Date | Opp. | Initial Ruling | Ruling Challenged | Ruling |
|----------------------------|----------|--|-------------------|---------------|
| 9/26 | at Det. | J. Goff pass deep left to K. Raymond to BLT 35 for 19 yards (A. Averett) [C. Campbell]. | Pass completion | Upheld |
| 10/17 | vs. LAC | J. Herbert pass deep left to K. Allen pushed ob at BLT 48 for 21 yards (D. Elliott). | Pass completion | Upheld |
| 10/25 | vs. Cin. | J. Burrow deep right pass to J. Chase to BLT 9 for 27 yards (M. Humphrey). FUMBLES (M. Humphrey), ball out of bounds at BLT 5. | Pass completion | Upheld |
| TOTALS 0-for-3 (0%) | | | | |

OPPONENTS

| Date | Opp. | Initial Ruling | Ruling Challenged | Ruling |
|-------------------------------|----------|---|------------------------|------------------------------|
| 9/26 | at Det. | J. Goff pass short left to K. Raymond to DET 34 for 1 yard (M. Humphrey). | Short of line to gain | Upheld |
| 9/26 | at Det. | L. Stenberg reported in as eligible. J. Williams left tackle to BLT 1 for no gain (P. Queen). | Short of the goal line | Reversed – touchdown |
| 10/11 | vs. Ind. | L. Jackson pass short left to M. Andrews to BLT 38 for 7 yards (B. Okereke). | Pass completion | Reversed – incomplete |
| 10/17 | vs. LAC | L. Jackson pass short middle to M. Brown to BLT 35 for 4 yards (C. Harris). | First down | Upheld |
| TOTALS 2-for-4 (50.0%) | | | | |

REPLAY ASSISTANT

Last two minutes of the half and overtime and any touchdown scoring play or turnover

| Date | Opp. | Initial Ruling | Ruling Challenged | Ruling |
|----------------------------|----------|---|------------------------|--|
| 9/13 | at LV | D. Carr pass deep right to B. Edwards for 33 yards, TOUCHDOWN. | Runner broke the plane | Reversed – runner did not break the plane |
| 9/26 | at Det. | D. Swift right end to DET 43 for -9 yards. FUMBLES, RECOVERED by BLT-B. Washington at BLT 48. B. Washington to DET 39 for 13 yards. | Backward pass | Reversed – pass incomplete |
| 10/11 | vs. Ind. | L. Jackson right end to IND 2 for -1 yards (J. Blackmon). FUMBLE (J. Blackmon), RECOVERED by IND-D. Leonard at IND 3. D. Leonard to IND 25 for 22 yards. Lateral to I. Rodgers for 75 yards, TOUCHDOWN. | Backward pass | Reversed – illegal forward pass |
| TOTALS 0-for-3 (0%) | | | | |

HARBAUGH CAREER CHALLENGE TOTALS

| REGULAR SEASON | | | | | POSTSEASON | | | | |
|----------------|------------|-----------|-----------|-------------|--------------|----------|----------|----------|-------------|
| Year | No. | Reversed | Upheld | Pct. | Year | No. | Reversed | Upheld | Pct. |
| 2008 | 7 | 3 | 4 | 42.9 | 2008 | 3 | 2 | 1 | 66.7 |
| 2009 | 11 | 6 | 5 | 54.6 | 2009 | 2 | 1 | 1 | 50.0 |
| 2010 | 9 | 1 | 8 | 11.1 | 2010 | 0 | 0 | 0 | 0.0 |
| 2011 | 12 | 8 | 4 | 66.7 | 2011 | 1 | 0 | 1 | 0.0 |
| 2012 | 6 | 3 | 3 | 50.0 | 2012 | 1 | 0 | 1 | 0.0 |
| 2013 | 12 | 7 | 5 | 58.3 | 2013 | - | - | - | - |
| 2014 | 8 | 1 | 7 | 12.5 | 2014 | 1 | 1 | 0 | 100.0 |
| 2015 | 8 | 3 | 5 | 37.5 | 2015 | - | - | - | - |
| 2016 | 5 | 2 | 3 | 40.0 | 2016 | - | - | - | - |
| 2017 | 9 | 5 | 4 | 55.6 | 2017 | - | - | - | - |
| 2018 | 6 | 3 | 3 | 50.0 | 2018 | 1 | 1 | 0 | 100.0 |
| 2019 | 6 | 0 | 6 | 0.0 | 2019 | 0 | 0 | 0 | 0.0 |
| 2020 | 6 | 3 | 3 | 50.0 | 2020 | 0 | 0 | 0 | 0.0 |
| 2021 | 3 | 0 | 3 | 0.0 | 2021 | - | - | - | - |
| Total | 108 | 45 | 63 | 41.6 | Total | 7 | 3 | 4 | 42.8 |



GAME 1: RAVENS 27, RAIDERS 33 (OT)

Baltimore (0-1) • Las Vegas (1-0)

Monday, September 13, 2021 • 8:15 PM EDT • Allegiant Stadium • Las Vegas

Indoors • Attendance: 61,756 • Time: 3:40



| | | | | | | | |
|--------------------------------|----------|-----------|----------|-----------|----------|----------|-----------|
| Baltimore Ravens | 7 | 7 | 3 | 10 | 0 | — | 27 |
| Las Vegas Raiders | 0 | 10 | 0 | 17 | 6 | — | 33 |

SCORING DRIVES

| TEAM | QTR | TIME | SCORING PLAY | BAL | LV |
|---------|-----|-------|--|-----|----|
| Ravens | 1 | 01:47 | T. Williams 35 yd. run (J. Tucker kick) (6-65, 2:59) (2-27, 0:53) (2-27, 0:53) | 7 | 0 |
| Ravens | 2 | 08:52 | M. Brown 10 yd. pass from L. Jackson (J. Tucker kick) (6-68, 2:38) | 14 | 0 |
| Raiders | 2 | 04:14 | J. Jacobs 2 yd. run (D. Carlson kick) (9-75, 4:38) | 14 | 7 |
| Raiders | 2 | 00:00 | D. Carlson 34 yd. Field Goal (9-48, 1:12) | 14 | 10 |
| Ravens | 3 | 08:24 | J. Tucker 40 yd. Field Goal (6-16, 2:24) | 17 | 10 |
| Raiders | 4 | 09:18 | J. Jacobs 15 yd. run (D. Carlson kick) (5-41, 2:36) | 17 | 17 |
| Ravens | 4 | 06:04 | L. Murray 8 yd. run (J. Tucker kick) (6-75, 3:14) | 24 | 17 |
| Raiders | 4 | 03:44 | D. Waller 10 yd. pass from D. Carr (D. Carlson kick) (9-75, 2:20) | 24 | 24 |
| Ravens | 4 | 00:37 | J. Tucker 47 yd. Field Goal (8-46, 3:07) | 27 | 24 |
| Raiders | 4 | 00:02 | D. Carlson 55 yd. Field Goal (5-38, 0:35) | 27 | 27 |
| Raiders | OT | 03:38 | Z. Jones 31 yd. pass from D. Carr | 27 | 33 |

LAS VEGAS RAIDERS (HEAD COACH: JON GRUDEN)

| OFFENSE | | DEFENSE | |
|---------|----------------|---------|----------------|
| WR 11 | H. Ruggs III | DE 98 | M. Crosby |
| WR 89 | B. Edwards | DT 77 | Q. Jefferson |
| LT 74 | K. Miller | DT 90 | J. Hankins |
| LG 76 | J. Simpson | DE 91 | Y. Ngakoue |
| C 68 | A. James | LB 52 | D. Perryman |
| RG 71 | D. Good | LB 42 | C. Littleton |
| RT 70 | A. Leatherwood | CB 39 | N. Hobbs |
| TE 83 | D. Waller | CB 27 | T. Mullen Jr. |
| QB 4 | D. Carr | CB 29 | C. Hayward Jr. |
| RB 28 | J. Jacobs | S 25 | T. Moehrig |
| FB 45 | A. Ingold | S 24 | J. Abram |

BALTIMORE RAVENS (HEAD COACH: JOHN HARBAUGH)

| OFFENSE | | DEFENSE | |
|---------|---------------|---------|--------------|
| WR 14 | S. Watkins | DT 92 | J. Madubuike |
| WR 5 | M. Brown | NT 98 | B. Williams |
| LT 79 | R. Stanley | DE 93 | C. Campbell |
| LG 74 | T. Phillips | RUSH 50 | J. Houston |
| C 77 | B. Bozeman | MLB 6 | P. Queen |
| RG 70 | K. Zeiter | WLB 40 | M. Harrison |
| RT 78 | A. Villanueva | SAM 54 | T. Bowser |
| TE 89 | M. Andrews | SS 36 | C. Clark |
| QB 8 | L. Jackson | FS 32 | D. Elliott |
| RB 34 | T. Williams | CB 44 | M. Humphrey |
| WR 13 | D. Duvernay | CB 23 | A. Averett |

OFFICIALS: Referee: Shawn Smith (14), Umpire: Bryan Neale (92), Down Judge: Mark Hittner (28), Line Judge: Michael Dolce (123), Field Judge: Dyrrol Pringle (109), Side Judge: Dave Hawkshaw (107), Back Judge: Dino Paganelli (105), Replay Official: Mike Wimmer, Replay Assistant: Sebrina Brunson

BALTIMORE RAVENS

| PASSING | ATT | CP | YDS | SK/YD | TD | LG | INT | RTG |
|---------------|-----------|-----------|------------|-------------|----------|-----------|----------|-------------|
| Lamar Jackson | 30 | 19 | 235 | 3/18 | 1 | 49 | 0 | 98.6 |
| TOTAL | 30 | 19 | 235 | 3/18 | 1 | 49 | 0 | 98.6 |

| RUSHING | ATT | YDS | AVG | LG | TD |
|-----------------|-----------|------------|------------|------------|----------|
| Lamar Jackson | 12 | 86 | 7.2 | 28 | 0 |
| Ty'Son Williams | 9 | 65 | 7.2 | 35t | 1 |
| Latavius Murray | 10 | 28 | 2.8 | 8t | 1 |
| Trenton Cannon | 2 | 5 | 2.5 | 3 | 0 |
| Marquise Brown | 1 | 5 | 5.0 | 5 | 0 |
| TOTAL | 34 | 189 | 5.6 | 35T | 2 |

| RECEIVING | NO | YDS | AVG | LG | TD |
|-----------------|-----------|------------|-------------|-----------|----------|
| Marquise Brown | 6 | 69 | 11.5 | 29 | 1 |
| Sammy Watkins | 4 | 96 | 24.0 | 49 | 0 |
| Ty'Son Williams | 3 | 29 | 9.7 | 21 | 0 |
| Mark Andrews | 3 | 20 | 6.7 | 10 | 0 |
| Patrick Ricard | 2 | 15 | 7.5 | 9 | 0 |
| Devin Duvernay | 1 | 6 | 6.0 | 6 | 0 |
| TOTAL | 19 | 235 | 12.4 | 49 | 1 |

| TOP DEFENSE | TOT | SOLO | AST | SCK | YDS | INT |
|-----------------|-----|------|-----|-----|------|-----|
| Marlon Humphrey | 9 | 6 | 3 | 0.0 | 0.0 | 0 |
| Patrick Queen | 9 | 6 | 3 | 1.0 | 13.0 | 0 |
| Anthony Averett | 7 | 6 | 1 | 0.0 | 0.0 | 1 |

| FIELD GOALS | FGM/FGA | PERCENT | RESULTS |
|---------------|------------|--------------|----------|
| Justin Tucker | 2-2 | 100.0 | 40G, 47G |
| TOTAL | 2-2 | 100.0 | |

GAME HIGHLIGHTS

- **WR Marquise Brown** recorded 6 receptions for 69 yards and 1 TD, adding 1 carry for 5 yards. With his 10-yard TD reception, Brown has 7 TD grabs in his last seven contests (since Week 12, 2020), marking the second-most TD receptions in the NFL over that span (Davante Adams – 8).
- **QB Lamar Jackson** finished 19-of-30 for 235 passing yards and 1 TD, adding 12 rushes for 86 yards. With 235 passing yards, Jackson (7,320) passed Vinny Testaverde (7,148) for the third-most career passing yards in franchise history.
- In his Ravens' debut, **RB Latavius Murray** posted 10 carries for 28 yards, including an 8-yard TD run late in the fourth quarter. The score was set up by a 49-yard reception by **WR Sammy Watkins**, who finished his Ravens' debut with 4 receptions for a team-high 96 yards.
- **LB Patrick Queen** helped guide Baltimore's defense with a team-high (tied, CB Marlon Humphrey) 9 tackles (6 solo) and 1 sack.
- With **CB Anthony Averett's** overtime INT, the first of his career, Baltimore has forced a turnover in 28 of its last 30 games. It marked the NFL's second goal-line INT in the overtime period since 2001 (when data became available).

LAS VEGAS RAIDERS

| PASSING | ATT | CP | YDS | SK/YD | TD | LG | INT | RTG |
|--------------|-----------|-----------|------------|-------------|----------|-----------|----------|-------------|
| Derek Carr | 56 | 34 | 435 | 3/26 | 2 | 37 | 1 | 89.5 |
| TOTAL | 56 | 34 | 435 | 3/26 | 2 | 37 | 1 | 89.5 |

| RUSHING | ATT | YDS | AVG | LG | TD |
|----------------|-----------|-----------|------------|-----------|----------|
| Josh Jacobs | 10 | 34 | 3.4 | 15t | 2 |
| Marcus Mariota | 1 | 31 | 31.0 | 31 | 0 |
| Kenyan Drake | 6 | 11 | 1.8 | 6 | 0 |
| Derek Carr | 4 | 6 | 1.5 | 4 | 0 |
| TOTAL | 21 | 82 | 3.9 | 31 | 2 |

| RECEIVING | NO | YDS | AVG | LG | TD |
|-----------------|-----------|------------|-------------|-----------|----------|
| Darren Waller | 10 | 105 | 10.5 | 24 | 1 |
| Hunter Renfrow | 6 | 70 | 11.7 | 27 | 0 |
| Kenyan Drake | 5 | 59 | 11.8 | 21 | 0 |
| Bryan Edwards | 4 | 81 | 20.3 | 32 | 0 |
| Alec Ingold | 4 | 22 | 5.5 | 9 | 0 |
| Henry Ruggs III | 2 | 46 | 23.0 | 37 | 0 |
| Zay Jones | 2 | 46 | 23.0 | 31t | 1 |
| Josh Jacobs | 1 | 6 | 6.0 | 6 | 0 |
| TOTAL | 34 | 435 | 12.8 | 37 | 2 |

| TOP DEFENSE | TOT | SOLO | AST | SCK | YDS | INT |
|-----------------|-----|------|-----|-----|-----|-----|
| Cory Littleton | 10 | 4 | 6 | 0.0 | 0.0 | 0 |
| Denzel Perryman | 10 | 5 | 5 | 0.0 | 0.0 | 0 |
| Johnathan Abram | 9 | 5 | 4 | 0.0 | 0.0 | 0 |

| FIELD GOALS | FGM/FGA | PERCENT | RESULTS |
|----------------|------------|--------------|----------|
| Daniel Carlson | 2-2 | 100.0 | 34G, 55G |
| TOTAL | 2-2 | 100.0 | |

TEAM STATISTICS

| | RAVENS | RAIDERS |
|------------------------------|----------|----------|
| First Downs | 20 | 26 |
| 3rd-Down Eff. (Made/Att/Pct) | 3/12/25% | 7/15/47% |
| 4th-Down Eff. (Made/Att/Pct) | 1/2/50% | 0/1/0% |
| Total Net Yards | 406 | 491 |
| Total Plays | 67 | 80 |
| Yards Per Play | 6.1 | 6.1 |
| Rushes/Net Yards | 34/189 | 21/82 |
| Net Passing | 217 | 409 |
| Pass Attempts/Completions | 30/19 | 56/34 |
| Had Intercepted | 0 | 1 |
| Sacked/Yards Lost | 3/18 | 3/26 |
| Punts/Average | 4/44.8 | 6/52.7 |
| Penalties/Yards | 5/71 | 10/62 |
| Fumbles/Lost | 4/2 | 1/0 |
| Possession Time | 32:14 | 34:08 |



GAME 2: CHIEFS 35, RAVENS 36

Kansas City (1-1) • Baltimore (1-1)

Sunday, September 19, 2021 • 8:20 PM EDT • M&T Bank Stadium • Baltimore

Clear Temp: 73° F, Humidity: 66%, Wind: ENE 2 mph • Attendance: 70,417 • Time: 3:02



| | | | | | | |
|---------------------------------|-----------|-----------|-----------|-----------|----------|-----------|
| Kansas City Chiefs | 14 | 7 | 14 | 0 | — | 35 |
| Baltimore Ravens | 7 | 10 | 7 | 12 | — | 36 |

SCORING DRIVES

| TEAM | QTR | TIME | SCORING PLAY | KC | BAL |
|--------|-----|-------|--|----|-----|
| Chiefs | 1 | 14:10 | T.Mathieu 34 yd. interception return (H.Butker kick) | 7 | 0 |
| Ravens | 1 | 10:36 | D.Duvernay 2 yd. fumble recovery (J.Tucker kick) (6-75, 3:34) | 7 | 7 |
| Chiefs | 1 | 06:05 | D.Robinson 33 yd. pass from P.Mahomes (H.Butker kick) (8-92, 4:31) | 14 | 7 |
| Ravens | 2 | 03:21 | L.Murray 5 yd. run (J.Tucker kick) (9-72, 5:31) | 14 | 14 |
| Chiefs | 2 | 00:51 | Da.Williams 2 yd. run (H.Butker kick) (7-67, 2:30) | 21 | 14 |
| Ravens | 2 | 00:03 | J.Tucker 43 yd. Field Goal (7-50, 0:48) | 21 | 17 |
| Chiefs | 3 | 11:53 | B.Pringle 40 yd. pass from P.Mahomes (H.Butker kick) (5-74, 3:07) | 28 | 17 |
| Ravens | 3 | 09:30 | M.Brown 42 yd. pass from L.Jackson (J.Tucker kick) (4-75, 2:23) | 28 | 24 |
| Chiefs | 3 | 06:50 | T.Kelce 46 yd. pass from P.Mahomes (H.Butker kick) (6-75, 2:40) | 35 | 24 |
| Ravens | 4 | 14:13 | L.Jackson 2 yd. run (pass failed) (5-56, 2:48) | 35 | 30 |
| Ravens | 4 | 03:14 | L.Jackson 1 yd. run (pass failed) (14-68, 8:02) | 35 | 36 |

KANSAS CITY CHIEFS (HEAD COACH: ANDY REID)

| OFFENSE | | DEFENSE | |
|---------|--------------------|---------|----------------|
| WR 10 | T. Hill | RDE | 55 F. Clark |
| WR 17 | M. Hardman | RDT | 91 D. Nnadi |
| LT 57 | O. Brown | LDT | 90 J. Reed |
| LG 62 | J. Thuney | LDE | 95 C. Jones |
| C 52 | C. Humphrey | LB | 54 N. Bolton |
| RG 65 | T. Smith | LB | 53 A. Hitchens |
| RT 67 | L. Niang | LB | 56 B. Niemann |
| TE 87 | T. Kelce | LCB | 35 C. Ward |
| WR 11 | D. Robinson | RCB | 38 L. Sneed |
| QB 15 | P. Mahomes | S | 49 D. Sorensen |
| RB 25 | C. Edwards-Helaire | S | 32 T. Mathieu |

BALTIMORE RAVENS (HEAD COACH: JOHN HARBAUGH)

| OFFENSE | | DEFENSE | |
|---------|---------------|---------|----------------|
| WR 14 | S. Watkins | NT | 98 B. Williams |
| WR 5 | M. Brown | DE | 93 C. Campbell |
| LT 78 | A. Villanueva | RUSH | 50 J. Houston |
| LG 72 | B. Powers | MLB | 6 P. Queen |
| C 77 | B. Bozeman | WLB | 40 M. Harrison |
| RG 70 | K. Zetter | SAM | 54 T. Bowser |
| RT 65 | P. Mekari | SS | 36 C. Clark |
| QB 8 | L. Jackson | FS | 32 D. Elliott |
| FB 42 | P. Ricard | CB | 44 M. Humphrey |
| RB 34 | T. Williams | CB | 23 A. Averett |
| WR 13 | D. Duvernay | DB | 25 T. Young |

OFFICIALS: Referee: Clete Blakeman (34), **Back Judge:** Perry Paganelli (46), **Field Judge:** Scott Edwards (3), **Umpire:** Tab Slaughter (110), **Down Judge:** Dana McKenzie (8), **Side Judge:** Clay Reynard (18), **Line Judge:** Julian Mapp (10), **Replay Assistant:** Chad Adams

KANSAS CITY CHIEFS

| PASSING | ATT | CP | YDS | SK/YD | TD | LG | INT | RTG |
|-----------------|-----------|-----------|------------|------------|----------|------------|----------|--------------|
| Patrick Mahomes | 31 | 24 | 343 | 0/0 | 3 | 46t | 1 | 131.5 |
| TOTAL | 31 | 24 | 343 | 0/0 | 3 | 46T | 1 | 131.5 |

| RUSHING | ATT | YDS | AVG | LG | TD |
|-----------------------|-----------|-----------|------------|-----------|----------|
| Clyde Edwards-Helaire | 13 | 46 | 3.5 | 9 | 0 |
| Tyreek Hill | 1 | 15 | 15.0 | 15 | 0 |
| Patrick Mahomes | 1 | 3 | 3.0 | 3 | 0 |
| Darrel Williams | 3 | -2 | -0.7 | 2t | 1 |
| TOTAL | 18 | 62 | 3.4 | 15 | 1 |

| RECEIVING | NO | YDS | AVG | LG | TD |
|-------------------|-----------|------------|-------------|------------|----------|
| Travis Kelce | 7 | 109 | 15.6 | 46t | 1 |
| Mecole Hardman | 5 | 55 | 11.0 | 19 | 0 |
| Demarcus Robinson | 3 | 46 | 15.3 | 33t | 1 |
| Tyreek Hill | 3 | 14 | 4.7 | 7 | 0 |
| Byron Pringle | 2 | 63 | 31.5 | 40t | 1 |
| Blake Bell | 1 | 20 | 20.0 | 20 | 0 |
| Jerick McKinnon | 1 | 14 | 14.0 | 14 | 0 |
| Jody Fortson | 1 | 11 | 11.0 | 11 | 0 |
| Michael Burton | 1 | 11 | 11.0 | 11 | 0 |
| TOTAL | 24 | 343 | 14.3 | 46T | 3 |

| TOP DEFENSE | TOT | SOLO | AST | SCK | YDS | INT |
|------------------|-----|------|-----|-----|-----|-----|
| Anthony Hitchens | 12 | 8 | 4 | 0.0 | 0.0 | 0 |
| Daniel Sorensen | 10 | 7 | 3 | 1.0 | 9.0 | 0 |
| Nick Bolton | 9 | 8 | 1 | 0.0 | 0.0 | 0 |

| FIELD GOALS | FGM/FGA | PERCENT | RESULTS |
|----------------|---------|---------|---------|
| No Field Goals | | | |

BALTIMORE RAVENS

| PASSING | ATT | CP | YDS | SK/YD | TD | LG | INT | RTG |
|---------------|-----------|-----------|------------|------------|----------|------------|----------|-------------|
| Lamar Jackson | 26 | 18 | 239 | 1/9 | 1 | 42t | 2 | 78.8 |
| TOTAL | 26 | 18 | 239 | 1/9 | 1 | 42T | 2 | 78.8 |

| RUSHING | ATT | YDS | AVG | LG | TD |
|-----------------|-----------|------------|------------|-----------|----------|
| Lamar Jackson | 16 | 107 | 6.7 | 21 | 2 |
| Ty'Son Williams | 13 | 77 | 5.9 | 20 | 0 |
| Latavius Murray | 9 | 36 | 4.0 | 8 | 1 |
| Devonta Freeman | 2 | 29 | 14.5 | 31 | 0 |
| Patrick Ricard | 1 | 2 | 2.0 | 2 | 0 |
| TOTAL | 41 | 251 | 6.1 | 31 | 3 |

| RECEIVING | NO | YDS | AVG | LG | TD |
|-----------------|-----------|------------|-------------|------------|----------|
| Marquise Brown | 6 | 113 | 18.8 | 42t | 1 |
| Mark Andrews | 5 | 57 | 11.4 | 20 | 0 |
| Sammy Watkins | 4 | 44 | 11.0 | 19 | 0 |
| Ty'Son Williams | 2 | 16 | 8.0 | 9 | 0 |
| Josh Oliver | 1 | 9 | 9.0 | 9 | 0 |
| TOTAL | 18 | 239 | 13.3 | 42T | 1 |

| TOP DEFENSE | TOT | SOLO | AST | SCK | YDS | INT |
|-----------------|-----|------|-----|-----|-----|-----|
| Patrick Queen | 8 | 7 | 1 | 0.0 | 0.0 | 0 |
| Anthony Averett | 4 | 3 | 1 | 0.0 | 0.0 | 0 |
| Marlon Humphrey | 4 | 4 | 0 | 0.0 | 0.0 | 0 |

| FIELD GOALS | FGM/FGA | PERCENT | RESULTS |
|---------------|------------|--------------|---------|
| Justin Tucker | 1-1 | 100.0 | 43G |
| TOTAL | 1-1 | 100.0 | |

GAME HIGHLIGHTS

- Under **John Harbaugh** (since 2008), Baltimore owns a 16-2 record in home primetime games, ranking as the NFL's best winning percentage (.889). The Ravens have won 14 of their last 15 home primetime games, including four straight on Sunday Night Football.
- Baltimore has rushed for 100+ yards in 41 straight games, marking the second-longest streak in pro football history. Also, since **QB Lamar Jackson** became Baltimore's starter, the Ravens have rushed for at least 200 yards in an NFL-high 21 games.
- With his 107 rushing yards on 16 carries (6.7 avg.), **Jackson** eclipsed 3,000 rushing yards in his 48th-career game, becoming the fastest QB in NFL history to reach that mark (Mike Vick – 61 games).
- WR Marquise Brown** posted a game-high 113 receiving yards and 1 TD on 6 catches, marking the third 100-yard game of his career (and his fifth including postseason).
- OLB Odafe Oweh** forced his first-career fumble – also making his first-career fumble recovery on the play – to halt the Chiefs' potential game-winning drive with 1:26 remaining.

TEAM STATISTICS

| | CHIEFS | RAVENS |
|------------------------------|---------|----------|
| First Downs | 22 | 31 |
| 3rd-Down Eff. (Made/Att/Pct) | 1/6/17% | 6/11/55% |
| 4th-Down Eff. (Made/Att/Pct) | 0/0/0% | 1/1/100% |
| Total Net Yards | 405 | 481 |
| Total Plays | 49 | 68 |
| Yards Per Play | 8.3 | 7.1 |
| Rushes/Net Yards | 18/62 | 41/251 |
| Net Passing | 343 | 230 |
| Pass Attempts/Completions | 31/24 | 26/18 |
| Had Intercepted | 1 | 2 |
| Sacked/Yards Lost | 0/0 | 1/9 |
| Punts/Average | 3/45.0 | 2/47.5 |
| Penalties/Yards | 5/46 | 8/55 |
| Fumbles/Lost | 2/1 | 1/0 |
| Possession Time | 24:01 | 35:59 |



GAME 3: RAVENS 19, LIONS 17

Baltimore (2-1) • Detroit (0-3)

Sunday, September 26, 2021 • 1:00 PM EDT • Ford Field • Detroit

Indoors • Attendance: 50,788 • Time: 3:07



| | | | | | | |
|------------------|---|----|---|----|---|----|
| Baltimore Ravens | 0 | 10 | 6 | 3 | — | 19 |
| Detroit Lions | 0 | 0 | 7 | 10 | — | 17 |

SCORING DRIVES

| TEAM | QTR | TIME | SCORING PLAY | BAL | DET |
|--------|-----|-------|--|-----|-----|
| Ravens | 2 | 10:05 | J.Tucker 39 yd. Field Goal (6-25, 2:21) | 3 | 0 |
| Ravens | 2 | 03:15 | D.Duvernay 19 yd. pass from L.Jackson (J.Tucker kick) (8-65, 3:39) | 10 | 0 |
| Ravens | 3 | 12:16 | J.Tucker 50 yd. Field Goal (7-43, 2:44) | 13 | 0 |
| Lions | 3 | 05:21 | D.Swift 2 yd. run (R.Santoso kick) (11-75, 6:55) | 13 | 7 |
| Ravens | 3 | 00:41 | J.Tucker 32 yd. Field Goal (10-61, 4:40) | 16 | 7 |
| Lions | 4 | 08:16 | J.Williams 1 yd. run (R.Santoso kick) (12-75, 7:25) | 16 | 14 |
| Lions | 4 | 01:04 | R.Santoso 35 yd. Field Goal (9-62, 4:21) | 16 | 17 |
| Ravens | 4 | 00:00 | J.Tucker 66 yd. Field Goal (7-27, 1:04) | 19 | 17 |

DETROIT LIONS (HEAD COACH: DAN CAMPBELL)

| OFFENSE | | | DEFENSE | | |
|---------|----|--------------|---------|----|--------------|
| WR | 11 | K. Raymond | DE | 91 | M. Brockers |
| LT | 58 | P. Sewell | DE | 97 | N. Williams |
| LG | 73 | J. Jackson | NT | 54 | A. McNeill |
| C | 77 | F. Ragnow | ILB | 34 | A. Anzalone |
| RG | 72 | H. Vaitai | ILB | 55 | D. Barnes |
| RT | 67 | M. Nelson | CB | 24 | A. Oruwariye |
| TE | 80 | D. Felts | CB | 27 | B. Price |
| TE | 88 | T. Hockenson | S | 25 | W. Harris |
| QB | 16 | J. Goff | S | 21 | T. Walker |
| RB | 30 | J. Williams | OLB | 95 | R. Okwara |
| T | 69 | W. Holden | OLB | 53 | C. Harris |

BALTIMORE RAVENS (HEAD COACH: JOHN HARBAUGH)

| OFFENSE | | | DEFENSE | | |
|---------|----|---------------|---------|----|---------------|
| WR | 14 | S. Watkins | DT | 96 | B. Washington |
| LT | 78 | A. Villanueva | NT | 71 | J. Ellis |
| LG | 72 | B. Powers | DE | 93 | C. Campbell |
| C | 77 | B. Bozeman | RUSH | 99 | O. Oweh |
| RG | 70 | K. Zeitler | MLB | 6 | P. Queen |
| RT | 65 | P. Mekari | WLB | 40 | M. Harrison |
| TE | 89 | M. Andrews | SAM | 54 | T. Bowser |
| QB | 8 | L. Jackson | SS | 36 | C. Clark |
| FB | 42 | P. Ricard | FS | 32 | D. Elliott |
| RB | 34 | T. Williams | CB | 44 | M. Humphrey |
| WR | 5 | M. Brown | CB | 23 | A. Averett |

OFFICIALS: Referee: Scott Novak (1), Down Judge: Derick Bowers (74), Field Judge: Mike Weatherford (116), Back Judge: Terrence Miles (111), Umpire: Ramon George (128), Line Judge: Walt Coleman IV (65), Side Judge: David Meslow (118), Replay Official: Matt Sunstine

BALTIMORE RAVENS

| PASSING | ATT | CP | YDS | SK/YD | TD | LG | INT | RTG |
|---------------|-----------|-----------|------------|-------------|----------|-----------|----------|-------------|
| Lamar Jackson | 31 | 16 | 287 | 4/16 | 1 | 41 | 1 | 81.0 |
| TOTAL | 31 | 16 | 287 | 4/16 | 1 | 41 | 1 | 81.0 |

| RUSHING | ATT | YDS | AVG | LG | TD |
|------------------|-----------|------------|------------|-----------|----------|
| Lamar Jackson | 7 | 58 | 8.3 | 31 | 0 |
| Lataavius Murray | 7 | 28 | 4.0 | 8 | 0 |
| Tyson Williams | 5 | 22 | 4.4 | 12 | 0 |
| Devonta Freeman | 3 | 8 | 2.7 | 5 | 0 |
| TOTAL | 22 | 116 | 5.3 | 31 | 0 |

| RECEIVING | NO | YDS | AVG | LG | TD |
|-----------------|-----------|------------|-------------|-----------|----------|
| Mark Andrews | 5 | 109 | 21.8 | 41 | 0 |
| Sammy Watkins | 4 | 68 | 17.0 | 36 | 0 |
| Marquise Brown | 3 | 53 | 17.7 | 37 | 0 |
| Devin Duvernay | 2 | 22 | 11.0 | 19t | 1 |
| James Proche II | 1 | 29 | 29.0 | 29 | 0 |
| Josh Oliver | 1 | 6 | 6.0 | 6 | 0 |
| TOTAL | 16 | 287 | 17.9 | 41 | 1 |

| TOP DEFENSE | TOT | SOLO | AST | SCK | YDS | INT |
|------------------|-----|------|-----|-----|------|-----|
| Chuck Clark | 12 | 9 | 3 | 1.0 | 12.0 | 0 |
| Patrick Queen | 7 | 4 | 3 | 0.0 | 0.0 | 0 |
| Brandon Stephens | 5 | 2 | 3 | 0.0 | 0.0 | 0 |

| FIELD GOALS | FGM/FGA | PERCENT | RESULTS |
|---------------|------------|-------------|--------------------------|
| Justin Tucker | 4-5 | 80.0 | 49WR, 39G, 50G, 32G, 66G |
| TOTAL | 4-5 | 80.0 | |

DETROIT LIONS

| PASSING | ATT | CP | YDS | SK/YD | TD | LG | INT | RTG |
|---------------|-----------|-----------|------------|-------------|----------|-----------|----------|-------------|
| Jared Goff | 30 | 22 | 217 | 2/25 | 0 | 24 | 0 | 93.3 |
| D'Andre Swift | 1 | 0 | 0 | 0/0 | 0 | 0 | 0 | 39.6 |
| TOTAL | 31 | 22 | 217 | 2/25 | 0 | 24 | 0 | 90.4 |

| RUSHING | ATT | YDS | AVG | LG | TD |
|-----------------|-----------|-----------|------------|-----------|----------|
| D'Andre Swift | 14 | 47 | 3.4 | 14 | 1 |
| Jamaal Williams | 12 | 42 | 3.5 | 14 | 1 |
| Jared Goff | 1 | 4 | 4.0 | 4 | 0 |
| TOTAL | 27 | 93 | 3.4 | 14 | 2 |

| RECEIVING | NO | YDS | AVG | LG | TD |
|-------------------|-----------|------------|------------|-----------|----------|
| D'Andre Swift | 7 | 60 | 8.6 | 19 | 0 |
| Kalif Raymond | 6 | 68 | 11.3 | 22 | 0 |
| Darren Felts | 2 | 35 | 17.5 | 24 | 0 |
| Jamaal Williams | 2 | 25 | 12.5 | 15 | 0 |
| T.J. Hockenson | 2 | 10 | 5.0 | 5 | 0 |
| KhaDarel Hodge | 1 | 9 | 9.0 | 9 | 0 |
| Quintez Cephus | 1 | 8 | 8.0 | 8 | 0 |
| Amon-Ra St. Brown | 1 | 2 | 2.0 | 2 | 0 |
| TOTAL | 22 | 217 | 9.9 | 24 | 0 |

| TOP DEFENSE | TOT | SOLO | AST | SCK | YDS | INT |
|---------------|-----|------|-----|-----|-----|-----|
| Will Harris | 6 | 6 | 0 | 0.0 | 0.0 | 0 |
| Alex Anzalone | 5 | 5 | 0 | 1.0 | 3.0 | 0 |
| Dean Marlowe | 5 | 4 | 1 | 0.0 | 0.0 | 0 |

| FIELD GOALS | FGM/FGA | PERCENT | RESULTS |
|--------------|------------|--------------|---------|
| Ryan Santoso | 1-1 | 100.0 | 35G |
| TOTAL | 1-1 | 100.0 | |

GAME HIGHLIGHTS

- **K Justin Tucker's** 66-yard game-winning field goal is the longest field goal made in NFL history, surpassing K Matt Prater's previous NFL record of 64 yards in 2013. Tucker's previous career long, a 61-yarder, was also a game-winner in an 18-16 contest at Detroit (12/16/13).
- This marks Tucker's seventh-career game with multiple 50-plus-yard conversions, tying K Brandon McManus and K Matt Prater for the most in NFL history.
- **QB Lamar Jackson** has recorded either a rushing or passing TD in 39 consecutive games played, marking the longest active streak by a QB.
- With a 31-yard rush this afternoon, his longest since Week 14 of 2020, Jackson now has 19 career rushes of 25-plus yards and surpassed QB Mike Vick (18) for the most such rushes by a QB in his first four seasons in NFL history.
- The Ravens have won 11 straight games against NFC opponents, dating back to Week 13 of 2018 at Atlanta. This ranks as the NFL's longest-active streak in games played against the NFC.

TEAM STATISTICS

| | RAVENS | LIONS |
|------------------------------|----------|----------|
| First Downs | 15 | 22 |
| 3rd-Down Eff. (Made/Att/Pct) | 1/10/10% | 3/10/30% |
| 4th-Down Eff. (Made/Att/Pct) | 1/1/100% | 0/0/0% |
| Total Net Yards | 387 | 285 |
| Total Plays | 57 | 60 |
| Yards Per Play | 6.8 | 4.8 |
| Rushes/Net Yards | 22/116 | 27/93 |
| Net Passing | 271 | 192 |
| Pass Attempts/Completions | 31/16 | 31/22 |
| Had Intercepted | 1 | 0 |
| Sacked/Yards Lost | 4/16 | 2/25 |
| Punts/Average | 3/45.7 | 6/45.5 |
| Penalties/Yards | 6/69 | 7/35 |
| Fumbles/Lost | 1/0 | 0/0 |
| Possession Time | 27:26 | 32:34 |



GAME 4: RAVENS 23, BRONCOS 7

Baltimore (3-1) • Denver (3-1)

Sunday, October 3, 2021 • 4:25 PM EDT • Empower Field at Mile High • Denver

Sunny Temp: 76° F, Humidity: 12%, Wind: East 9 mph • Attendance: 76,490 • Time: 3:01



| | | | | | | |
|-------------------------------|----------|-----------|----------|----------|----------|-----------|
| Baltimore Ravens | 0 | 17 | 0 | 6 | — | 23 |
| Denver Broncos | 0 | 7 | 0 | 0 | — | 7 |

SCORING DRIVES

| TEAM | QTR | TIME | SCORING PLAY | BAL | DEN |
|---------|-----|-------|--|-----|-----|
| Broncos | 2 | 14:18 | N.Fant 3 yd. pass from T.Bridgewater (B.McManus kick) (5-57, 2:07) | 0 | 7 |
| Ravens | 2 | 10:21 | L.Murray 11 yd. run (J.Tucker kick) (8-75, 3:57) | 7 | 7 |
| Ravens | 2 | 07:09 | M.Brown 49 yd. pass from L.Jackson (J.Tucker kick) (4-60, 1:27) | 14 | 7 |
| Ravens | 2 | 00:00 | J.Tucker 40 yd. Field Goal (5-4, 0:31) | 17 | 7 |
| Ravens | 4 | 13:37 | J.Tucker 46 yd. Field Goal (13-48, 5:41) | 20 | 7 |
| Ravens | 4 | 01:51 | J.Tucker 20 yd. Field Goal (15-78, 6:35) | 23 | 7 |

DENVER BRONCOS (HEAD COACH: VIC FANGIO)

| OFFENSE | | DEFENSE | |
|---------|---------------------|---------|---------------|
| WR 81 | T. Patrick | DE 96 | S. Harris |
| WR 14 | C. Sutton | DE 93 | D. Jones |
| TE 87 | N. Fant | NT 98 | M. Purcell |
| TE 85 | A. Okwuegbunam | SLB 58 | V. Miller |
| LT 72 | G. Bolles | WLB 59 | M. Reed |
| LG 77 | Q. Meinerz | ILB 45 | A. Johnson |
| C 79 | L. Cushmanberry III | ILB 40 | J. Strnad |
| RG 52 | N. Muti | LCB 23 | K. Fuller |
| RT 70 | B. Massie | RCB 2 | P. Surtain II |
| RB 25 | M. Gordon III | SS 22 | K. Jackson |
| QB 5 | T. Bridgewater | FS 31 | J. Simmons |

BALTIMORE RAVENS (HEAD COACH: JOHN HARBAUGH)

| OFFENSE | | DEFENSE | |
|---------|---------------|---------|--------------|
| WR 14 | S. Watkins | DT 92 | J. Madubuike |
| LT 78 | A. Villanueva | NT 98 | B. Williams |
| LG 72 | B. Powers | DE 93 | C. Campbell |
| C 77 | B. Bozeman | RUSH 50 | J. Houston |
| RG 70 | K. Zetter | MLB 6 | P. Queen |
| RT 65 | P. Mekari | WLB 40 | M. Harrison |
| TE 89 | M. Andrews | SAM 54 | T. Bowser |
| QB 8 | L. Jackson | SS 36 | C. Clark |
| FB 42 | P. Ricard | FS 21 | B. Stephens |
| RB 28 | L. Murray | CB 44 | M. Humphrey |
| WR 5 | M. Brown | CB 23 | A. Averett |

OFFICIALS: Referee: Craig Wrolstad (4), Replay Official: Kevin Stine, Down Judge: Jim Mello (48), Side Judge: Jeff Lamberth (21), Umpire: Steve Woods (54), Field Judge: Terry Brown (43), Back Judge: Grantis Bell (27), Down Judge: Tripp Sutter (37)

BALTIMORE RAVENS

| PASSING | ATT | CP | YDS | SK/YD | TD | LG | INT | RTG |
|---------------|-----------|-----------|------------|-------------|----------|------------|----------|-------------|
| Lamar Jackson | 37 | 22 | 316 | 3/12 | 1 | 49t | 0 | 96.2 |
| TOTAL | 37 | 22 | 316 | 3/12 | 1 | 49T | 0 | 96.2 |

| RUSHING | ATT | YDS | AVG | LG | TD |
|------------------|-----------|------------|------------|------------|----------|
| Lataavius Murray | 18 | 59 | 3.3 | 11t | 1 |
| Lamar Jackson | 7 | 28 | 4.0 | 7 | 0 |
| Le'Veon Bell | 4 | 11 | 2.8 | 4 | 0 |
| Devonta Freeman | 1 | 4 | 4.0 | 4 | 0 |
| TOTAL | 30 | 102 | 3.4 | 11T | 1 |

| RECEIVING | NO | YDS | AVG | LG | TD |
|-----------------|-----------|------------|-------------|------------|----------|
| James Proche II | 5 | 74 | 14.8 | 32 | 0 |
| Mark Andrews | 5 | 67 | 13.4 | 24 | 0 |
| Marquise Brown | 4 | 91 | 22.8 | 49t | 1 |
| Sammy Watkins | 4 | 49 | 12.3 | 20 | 0 |
| Devin Duvernay | 3 | 31 | 10.3 | 17 | 0 |
| Patrick Ricard | 1 | 4 | 4.0 | 4 | 0 |
| TOTAL | 22 | 316 | 14.4 | 49T | 1 |

| TOP DEFENSE | TOT | SOLO | AST | SCK | YDS | INT |
|-----------------|-----|------|-----|-----|-----|-----|
| Chris Board | 7 | 5 | 2 | 0.0 | 0.0 | 0 |
| Chuck Clark | 6 | 4 | 2 | 0.0 | 0.0 | 0 |
| Calais Campbell | 5 | 2 | 3 | 0.0 | 0.0 | 0 |

| FIELD GOALS | FGM/FGA | PERCENT | RESULTS |
|---------------|------------|--------------|---------------|
| Justin Tucker | 3-3 | 100.0 | 40G, 46G, 20G |
| TOTAL | 3-3 | 100.0 | |

DENVER BRONCOS

| PASSING | ATT | CP | YDS | SK/YD | TD | LG | INT | RTG |
|-------------------|-----------|-----------|------------|-------------|----------|-----------|----------|-------------|
| Drew Lock | 21 | 12 | 113 | 3/15 | 0 | 32 | 1 | 52.3 |
| Teddy Bridgewater | 16 | 7 | 65 | 2/15 | 1 | 19 | 0 | 76.3 |
| TOTAL | 37 | 19 | 178 | 5/30 | 1 | 32 | 1 | 62.7 |

| RUSHING | ATT | YDS | AVG | LG | TD |
|-------------------|-----------|------------|------------|-----------|----------|
| Melvin Gordon III | 9 | 56 | 6.2 | 14 | 0 |
| Javonte Williams | 7 | 48 | 6.9 | 31 | 0 |
| Teddy Bridgewater | 1 | 2 | 2.0 | 2 | 0 |
| TOTAL | 17 | 106 | 6.2 | 31 | 0 |

| RECEIVING | NO | YDS | AVG | LG | TD |
|--------------------|-----------|------------|------------|-----------|----------|
| Noah Fant | 6 | 46 | 7.7 | 14 | 1 |
| Courtland Sutton | 3 | 47 | 15.7 | 32 | 0 |
| Tim Patrick | 3 | 39 | 13.0 | 19 | 0 |
| Javonte Williams | 3 | 11 | 3.7 | 9 | 0 |
| Melvin Gordon III | 2 | 11 | 5.5 | 8 | 0 |
| Kendall Hinton | 1 | 13 | 13.0 | 13 | 0 |
| Albert Okwuegbunam | 1 | 11 | 11.0 | 11 | 0 |
| TOTAL | 19 | 178 | 9.4 | 32 | 1 |

| TOP DEFENSE | TOT | SOLO | AST | SCK | YDS | INT |
|-------------------|-----|------|-----|-----|-----|-----|
| Kareem Jackson | 11 | 8 | 3 | 0.0 | 0.0 | 0 |
| Alexander Johnson | 8 | 5 | 3 | 0.0 | 0.0 | 0 |
| Justin Simmons | 8 | 6 | 2 | 0.0 | 0.0 | 0 |

| FIELD GOALS | FGM/FGA | PERCENT | RESULTS |
|-------------|----------------|---------|---------|
| | No Field Goals | | |

GAME HIGHLIGHTS

- The Ravens improved to 3-1 for the ninth time under head coach **John Harbaugh** (since 2008). The nine occasions mark the most 3-1 or better starts by an NFL team through the first four games of a season during that 14-year span (2008-21).
- With 3 FGs, **K Justin Tucker** reached 300 FGM in his 148th-career game, becoming the fastest kicker in NFL history to reach that mark.
- QB Lamar Jackson** threw for 316 yards, marking his second-career 300-yard output and the second-most passing yards in his career (324 yards at Miami; 9/8/19). With 8,162 career passing yards, Jackson surpassed QB Kyle Boller (7,846) for the second-most passing yards in franchise history.
- Jackson is the first QB in NFL history to notch at least 1,000 passing yards (1,077) and 250 rushing yards (279) through a team's first four games of a season.
- CB Anthony Averett** sealed the victory with a fourth-quarter interception in the end zone. It marked his career-high second INT of the season, adding 3 solo tackles.

TEAM STATISTICS

| | RAVENS | BRONCOS |
|------------------------------|----------|----------|
| First Downs | 20 | 15 |
| 3rd-Down Eff. (Made/Att/Pct) | 7/17/41% | 3/14/21% |
| 4th-Down Eff. (Made/Att/Pct) | 0/0/0% | 0/0/0% |
| Total Net Yards | 406 | 254 |
| Total Plays | 70 | 59 |
| Yards Per Play | 5.8 | 4.3 |
| Rushes/Net Yards | 30/102 | 17/106 |
| Net Passing | 304 | 148 |
| Pass Attempts/Completions | 37/22 | 37/19 |
| Had Intercepted | 0 | 1 |
| Sacked/Yards Lost | 3/12 | 5/30 |
| Punts/Average | 7/47.9 | 10/49.1 |
| Penalties/Yards | 6/55 | 4/25 |
| Fumbles/Lost | 0/0 | 0/0 |
| Possession Time | 33:07 | 26:53 |



GAME 5: COLTS 25, RAVENS 31 (OT)

Indianapolis (1-4) • Baltimore (4-1)

Monday, October 11, 2021 • 8:15 PM EDT • M&T Bank Stadium • Baltimore

Cloudy Temp: 69° F, Humidity: 78%, Wind: S 4 mph • Attendance: 70,510 • Time: 3:15



| | | | | | | | |
|--------------------|---|---|----|----|---|---|----|
| Indianapolis Colts | 7 | 3 | 12 | 3 | 0 | — | 25 |
| Baltimore Ravens | 0 | 3 | 6 | 16 | 6 | — | 31 |

SCORING DRIVES

| TEAM | QTR | TIME | SCORING PLAY | IND | BAL |
|--------|-----|-------|---|-----|-----|
| Colts | 1 | 12:59 | J.Taylor 76 yd. pass from C.Wentz (R.Blankenship kick) (3-71, 0:23) (10-68, 4:36) (10-68, 4:36) | 7 | 0 |
| Ravens | 2 | 01:36 | J.Tucker 23 yd. Field Goal (9-80, 2:49) | 7 | 3 |
| Colts | 2 | 00:00 | R.Blankenship 37 yd. Field Goal (8-56, 1:36) | 10 | 3 |
| Colts | 3 | 13:59 | M.Pittman 42 yd. pass from C.Wentz (kick failed, wl) (2-73, 1:01) | 16 | 3 |
| Colts | 3 | 03:06 | J.Taylor 4 yd. run (pass failed) (6-81, 3:36) | 22 | 3 |
| Ravens | 3 | 00:56 | M.Brown 43 yd. pass from L.Jackson (run failed) (5-75, 2:10) | 22 | 9 |
| Colts | 4 | 12:00 | R.Blankenship 43 yd. Field Goal (9-55, 3:56) | 25 | 9 |
| Ravens | 4 | 09:38 | M.Andrews 5 yd. pass from L.Jackson (L.Jackson-M.Andrews pass) (6-78, 2:22) | 25 | 17 |
| Ravens | 4 | 00:39 | M.Andrews 4 yd. pass from L.Jackson (L.Jackson-M.Andrews pass) (11-75, 3:50) | 25 | 25 |
| Ravens | OT | 05:24 | M.Brown 5 yd. pass from L.Jackson | 25 | 31 |

INDIANAPOLIS COLTS (HEAD COACH: FRANK REICH)

| OFFENSE | | | DEFENSE | | |
|---------|----|----------------|---------|----|-------------|
| LT | 79 | E. Fisher | DE | 94 | T. Lewis |
| LG | 62 | C. Reed | DT | 99 | D. Buckner |
| C | 78 | R. Kelly | NT | 90 | G. Stewart |
| RG | 64 | M. Glowinski | DE | 97 | A. Muhammad |
| RT | 69 | M. Pryor | WLB | 53 | D. Leonard |
| TE | 81 | M. Alie-Cox | MLB | 58 | B. Okereke |
| TE | 84 | J. Doyle | FS | 32 | J. Blackmon |
| WR | 11 | M. Pittman Jr. | SS | 42 | A. Sendejo |
| WR | 14 | Z. Pascal | CB | 27 | X. Rhodes |
| QB | 2 | C. Wentz | CB | 34 | I. Rodgers |
| RB | 28 | J. Taylor | CE | 23 | K. Moore II |

BALTIMORE RAVENS (HEAD COACH: JOHN HARBAUGH)

| OFFENSE | | | DEFENSE | | |
|---------|----|---------------|---------|----|--------------|
| WR | 14 | S. Watkins | DT | 92 | J. Madubuike |
| WR | 5 | M. Brown | NT | 98 | B. Williams |
| LT | 78 | A. Villanueva | DE | 93 | C. Campbell |
| LG | 72 | B. Powers | RUSH | 50 | J. Houston |
| C | 77 | B. Bozeman | MLB | 6 | P. Queen |
| RG | 70 | K. Zeiter | WLB | 40 | M. Harrison |
| RT | 65 | P. Mekari | SAM | 54 | T. Bowser |
| TE | 89 | M. Andrews | SS | 36 | C. Clark |
| QB | 8 | L. Jackson | FS | 21 | B. Stephens |
| RB | 28 | L. Murray | CB | 44 | M. Humphrey |
| WR | 13 | D. Duvernay | CB | 23 | A. Averett |

OFFICIALS: Referee: Land Clark (130), Umpire: Paul King (121), Down Judge: Tom Stephan (68), Line Judge: Brian Bolinger (40), Field Judge: Michael Banks (72), Side Judge: Anthony Flemming (90), Back Judge: Greg Meyer (78), Replay Official: Jimmy Oldham, Replay Assistant: Desiree Abrams

INDIANAPOLIS COLTS

| PASSING | ATT | CP | YDS | SK/YD | TD | LG | INT | RTG |
|--------------|-----------|-----------|------------|-------------|----------|------------|----------|--------------|
| Carson Wentz | 35 | 25 | 402 | 2/12 | 2 | 76t | 0 | 128.5 |
| TOTAL | 35 | 25 | 402 | 2/12 | 2 | 76T | 0 | 128.5 |

| RUSHING | ATT | YDS | AVG | LG | TD |
|-----------------|-----------|------------|------------|-----------|----------|
| Jonathan Taylor | 15 | 53 | 3.5 | 19 | 1 |
| Marlon Mack | 5 | 47 | 9.4 | 22 | 0 |
| Nyheim Hines | 4 | 18 | 4.5 | 11 | 0 |
| Carson Wentz | 2 | 5 | 2.5 | 4 | 0 |
| TOTAL | 26 | 123 | 4.7 | 22 | 1 |

| RECEIVING | NO | YDS | AVG | LG | TD |
|---------------------|-----------|------------|-------------|------------|----------|
| Michael Pittman Jr. | 6 | 89 | 14.8 | 42t | 1 |
| Parris Campbell | 4 | 56 | 14.0 | 23 | 0 |
| Jonathan Taylor | 3 | 116 | 38.7 | 76t | 1 |
| Mo Alie-Cox | 3 | 50 | 16.7 | 24 | 0 |
| Zach Pascal | 3 | 48 | 16.0 | 31 | 0 |
| Kylen Granson | 2 | 19 | 9.5 | 15 | 0 |
| Ashton Dulin | 2 | 13 | 6.5 | 15 | 0 |
| Marlon Mack | 1 | 7 | 7.0 | 7 | 0 |
| Jack Doyle | 1 | 4 | 4.0 | 4 | 0 |
| TOTAL | 25 | 402 | 16.1 | 76T | 2 |

| TOP DEFENSE | TOT | SOLO | AST | SCK | YDS | INT |
|--------------------|-----|------|-----|-----|-----|-----|
| Darius Leonard | 13 | 6 | 7 | 0.0 | 0.0 | 0 |
| Bobby Okereke | 9 | 7 | 2 | 0.0 | 0.0 | 0 |
| Al-Quadin Muhammad | 7 | 5 | 2 | 0.5 | 2.5 | 0 |

| FIELD GOALS | FGM/FGA | PERCENT | RESULTS |
|---------------------|------------|-------------|---------------------|
| Rodrigo Blankenship | 2-4 | 50.0 | 37G, 43G, 37B, 47WL |
| TOTAL | 2-4 | 50.0 | |

BALTIMORE RAVENS

| PASSING | ATT | CP | YDS | SK/YD | TD | LG | INT | RTG |
|---------------|-----------|-----------|------------|------------|----------|------------|----------|--------------|
| Lamar Jackson | 43 | 37 | 442 | 2/5 | 4 | 43t | 0 | 140.5 |
| TOTAL | 43 | 37 | 442 | 2/5 | 4 | 43T | 0 | 140.5 |

| RUSHING | ATT | YDS | AVG | LG | TD |
|-----------------|-----------|-----------|------------|-----------|----------|
| Lamar Jackson | 14 | 62 | 4.4 | 13 | 0 |
| Latavius Murray | 6 | 17 | 2.8 | 6 | 0 |
| Ty'Son Williams | 4 | 6 | 1.5 | 5 | 0 |
| Devonta Freeman | 1 | 1 | 1.0 | 1 | 0 |
| TOTAL | 25 | 86 | 3.4 | 13 | 0 |

| RECEIVING | NO | YDS | AVG | LG | TD |
|-----------------|-----------|------------|-------------|------------|----------|
| Mark Andrews | 11 | 147 | 13.4 | 28 | 2 |
| Marquise Brown | 9 | 125 | 13.9 | 43t | 2 |
| Devin Duvernay | 4 | 45 | 11.3 | 17 | 0 |
| Devonta Freeman | 3 | 34 | 11.3 | 15 | 0 |
| Sammy Watkins | 2 | 35 | 17.5 | 28 | 0 |
| James Proche II | 2 | 15 | 7.5 | 11 | 0 |
| Ty'Son Williams | 2 | 15 | 7.5 | 8 | 0 |
| Josh Oliver | 2 | 13 | 6.5 | 7 | 0 |
| Latavius Murray | 2 | 13 | 6.5 | 7 | 0 |
| TOTAL | 37 | 442 | 11.9 | 43T | 4 |

| TOP DEFENSE | TOT | SOLO | AST | SCK | YDS | INT |
|------------------|-----|------|-----|-----|-----|-----|
| Brandon Stephens | 10 | 5 | 5 | 0.0 | 0.0 | 0 |
| Anthony Averett | 7 | 5 | 2 | 0.0 | 0.0 | 0 |
| Patrick Queen | 6 | 4 | 2 | 0.0 | 0.0 | 0 |

| FIELD GOALS | FGM/FGA | PERCENT | RESULTS |
|---------------|------------|--------------|---------|
| Justin Tucker | 1-1 | 100.0 | 23G |
| TOTAL | 1-1 | 100.0 | |

GAME HIGHLIGHTS

- **QB Lamar Jackson** threw for a career-high (and single-game Ravens record) 442 yards, surpassing his previous mark of 324 at Mia. (2019). Jackson passed for 4 TDs and 0 INTs, completing 86% (37-of-43). According to ESPN Stats & Information, Jackson became the first player in NFL history to pass for 400 yards while also completing at least 85% of his passes.
- **TE Mark Andrews** set career highs in receptions (11) and receiving yards (147), also tying a career high with 2 TD catches and setting a personal best with two 2-point catches. Andrews became the first NFL player since 1970 merger to have 2 receiving TDs and two 2-point conversions in a game.
- **OLB Odafu Oweh** tallied 3 tackles, 1 sack and 1 FF to become first Ravens rookie to notch 3 sacks and 2 FFs through his first five career games. Oweh also joins T.J. Watt and Chandler Jones as the NFL's only defenders in 2021 with at least 3 sacks, 2 FFs and 1 FR.
- **DE Calais Campbell's** fourth-quarter blocked FG was the 8th blocked kick of his career, which tied Craig Terrill for the third most since 1970 NFL merger. Only Shaun Rogers (14) & Julius Peppers (12) have produced more blocks.
- Under **John Harbaugh** (since 2008), Baltimore owns a 17-2 record in home primetime games, ranking as the NFL's best winning percentage (.895). At home on Monday Night Football during this span, Baltimore is 3-1.

TEAM STATISTICS

| | COLTS | RAVENS |
|------------------------------|----------|---------|
| First Downs | 29 | 30 |
| 3rd-Down Eff. (Made/Att/Pct) | 5/10/50% | 3/8/38% |
| 4th-Down Eff. (Made/Att/Pct) | 1/1/100% | 0/0/0% |
| Total Net Yards | 513 | 523 |
| Total Plays | 63 | 70 |
| Yards Per Play | 8.1 | 7.5 |
| Rushes/Net Yards | 26/123 | 25/86 |
| Net Passing | 390 | 437 |
| Pass Attempts/Completions | 35/25 | 43/37 |
| Had Intercepted | 0 | 0 |
| Sacked/Yards Lost | 2/12 | 2/5 |
| Punts/Average | 2/45.0 | 4/49.5 |
| Penalties/Yards | 5/45 | 8/74 |
| Fumbles/Lost | 1/1 | 1/1 |
| Possession Time | 30:45 | 33:51 |



GAME 6: CHARGERS 6, RAVENS 34

L.A. Chargers (4-2) • Baltimore (5-1)

Sunday, October 17, 2021 • 1:00 PM EDT • M&T Bank Stadium • Baltimore
Partly Cloudy Temp: 63° F, Humidity: 47%, Wind: WNW 16 mph • Attendance: 70,704 • Time: 2:54



| | | | | | | |
|----------------------|---|----|----|---|---|----|
| Los Angeles Chargers | 0 | 6 | 0 | 0 | — | 6 |
| Baltimore Ravens | 7 | 10 | 10 | 7 | — | 34 |

SCORING DRIVES

| TEAM | QTR | TIME | SCORING PLAY | LAC | BAL |
|----------|-----|-------|---|-----|-----|
| Ravens | 1 | 05:12 | L.Murray 14 yd. run (J.Tucker kick) (12-90, 6:39) | 0 | 7 |
| Ravens | 2 | 13:24 | L.Bell 2 yd. run (J.Tucker kick) (8-74, 4:55) | 0 | 14 |
| Ravens | 2 | 07:03 | J.Tucker 52 yd. Field Goal (4-5, 2:06) | 0 | 17 |
| Chargers | 2 | 04:04 | J.Cook 1 yd. pass from J.Herbert (kick failed, wr) (2-27, 0:16) | 6 | 17 |
| Ravens | 3 | 07:39 | M.Andrews 9 yd. pass from L.Jackson (J.Tucker kick) (12-52, 7:21) | 6 | 24 |
| Ravens | 3 | 05:02 | J.Tucker 39 yd. Field Goal (4-3, 0:53) | 6 | 27 |
| Ravens | 4 | 14:53 | D.Freeman 9 yd. run (J.Tucker kick) (9-65, 4:45) | 6 | 34 |

LOS ANGELES CHARGERS (HEAD COACH: BRANDON STALEY)

| OFFENSE | | | DEFENSE | | |
|---------|----|------------------|---------|----|-----------------|
| WR | 13 | K. Allen | EDGE | 97 | J. Bosa |
| WR | 81 | M. Williams | EDGE | 42 | U. Nwosu |
| LT | 70 | R. Slater | DL | 99 | J. Tilley |
| LG | 71 | M. Feiler | DL | 98 | L. Joseph |
| C | 63 | C. Linsley | OLB | 52 | K. Fackrell |
| RG | 72 | M. Schofield III | LB | 57 | A. Ogbongbemiga |
| RT | 74 | S. Norton | LB | 44 | K. White |
| TE | 89 | D. Parham Jr. | CB | 26 | A. Samuel Jr. |
| QB | 10 | J. Herbert | CB | 43 | M. Davis |
| FB | 40 | G. Nabers | CB | 25 | C. Harris Jr. |
| RB | 30 | A. Ekeler | S | 33 | D. James Jr. |

BALTIMORE RAVENS (HEAD COACH: JOHN HARBAUGH)

| OFFENSE | | | DEFENSE | | |
|---------|----|---------------|---------|----|--------------|
| WR | 5 | M. Brown | DT | 92 | J. Madubuike |
| LT | 78 | A. Villanueva | NT | 98 | B. Williams |
| LG | 72 | B. Powers | DE | 93 | C. Campbell |
| C | 77 | B. Bozeman | RUSH | 50 | J. Houston |
| RG | 70 | K. Zetter | MLB | 56 | J. Bynes |
| RT | 65 | P. Mekari | WLB | 6 | P. Queen |
| TE | 85 | E. Tomlinson | SAM | 54 | T. Bowser |
| QB | 8 | L. Jackson | SS | 36 | C. Clark |
| FB | 42 | P. Ricard | FS | 32 | D. Elliott |
| RB | 28 | L. Murray | CB | 44 | M. Humphrey |
| WR | 13 | D. Duvernay | CB | 23 | A. Averett |

OFFICIALS: Referee: Bill Vinovich (52), Umpire: Tony Michalek (115), Down Judge: Patrick Holt (106), Line Judge: Mark Perlman (9), Back Judge: Jimmy Russell (82), Field Judge: Joe Blubaugh (57), Field Judge: Gary Cavaletto (60), Replay Official: Mark Butterworth

LOS ANGELES CHARGERS

| PASSING | ATT | CP | YDS | SK/YD | TD | LG | INT | RTG |
|----------------|-----------|-----------|------------|-------------|----------|-----------|----------|-------------|
| Justin Herbert | 39 | 22 | 195 | 2/13 | 1 | 26 | 1 | 67.8 |
| TOTAL | 39 | 22 | 195 | 2/13 | 1 | 26 | 1 | 67.8 |

| RUSHING | ATT | YDS | AVG | LG | TD |
|----------------|-----------|-----------|------------|-----------|----------|
| Justin Herbert | 2 | 12 | 6.0 | 10 | 0 |
| Austin Ekeler | 6 | 7 | 1.2 | 5 | 0 |
| Joshua Kelley | 4 | 7 | 1.8 | 4 | 0 |
| TOTAL | 12 | 26 | 2.2 | 10 | 0 |

| RECEIVING | NO | YDS | AVG | LG | TD |
|-------------------|-----------|------------|------------|-----------|----------|
| Keenan Allen | 5 | 50 | 10.0 | 21 | 0 |
| Austin Ekeler | 4 | 48 | 12.0 | 18 | 0 |
| Jared Cook | 4 | 25 | 6.3 | 11 | 1 |
| Mike Williams | 2 | 27 | 13.5 | 26 | 0 |
| Donald Parham Jr. | 2 | 10 | 5.0 | 5 | 0 |
| Jalen Guyton | 1 | 15 | 15.0 | 15 | 0 |
| Joshua Palmer | 1 | 8 | 8.0 | 8 | 0 |
| Justin Jackson | 1 | 7 | 7.0 | 7 | 0 |
| Gabe Nabers | 1 | 6 | 6.0 | 6 | 0 |
| Stephen Anderson | 1 | -1 | -1.0 | -1 | 0 |
| TOTAL | 22 | 195 | 8.9 | 26 | 1 |

| TOP DEFENSE | TOT | SOLO | AST | SCK | YDS | INT |
|-------------------|-----|------|-----|-----|-----|-----|
| Amen Ogbongbemiga | 8 | 3 | 5 | 0.0 | 0.0 | 0 |
| Derwin James Jr. | 8 | 7 | 1 | 0.0 | 0.0 | 0 |
| Kyzir White | 8 | 3 | 5 | 0.0 | 0.0 | 2 |

| FIELD GOALS | FGM/FGA | PERCENT | RESULTS |
|-------------|----------------|---------|---------|
| | No Field Goals | | |

BALTIMORE RAVENS

| PASSING | ATT | CP | YDS | SK/YD | TD | LG | INT | RTG |
|---------------|-----------|-----------|------------|-------------|----------|-----------|----------|-------------|
| Lamar Jackson | 27 | 19 | 167 | 3/27 | 1 | 21 | 2 | 68.0 |
| TOTAL | 27 | 19 | 167 | 3/27 | 1 | 21 | 2 | 68.0 |

| RUSHING | ATT | YDS | AVG | LG | TD |
|-----------------|-----------|------------|------------|-----------|----------|
| Devonta Freeman | 9 | 53 | 5.9 | 16 | 1 |
| Lamar Jackson | 8 | 51 | 6.4 | 22 | 0 |
| Latavius Murray | 9 | 44 | 4.9 | 14t | 1 |
| Le'Veon Bell | 8 | 18 | 2.3 | 7 | 1 |
| Devin Duvernay | 1 | 11 | 11.0 | 11 | 0 |
| Tyler Huntley | 3 | 10 | 3.3 | 12 | 0 |
| TOTAL | 38 | 187 | 4.9 | 22 | 3 |

| RECEIVING | NO | YDS | AVG | LG | TD |
|-----------------|-----------|------------|------------|-----------|----------|
| Mark Andrews | 5 | 68 | 13.6 | 21 | 1 |
| Marquise Brown | 4 | 35 | 8.8 | 20 | 0 |
| Rashod Bateman | 4 | 29 | 7.3 | 11 | 0 |
| Devin Duvernay | 2 | 15 | 7.5 | 8 | 0 |
| Latavius Murray | 2 | 12 | 6.0 | 8 | 0 |
| Miles Boykin | 1 | 6 | 6.0 | 6 | 0 |
| Josh Oliver | 1 | 2 | 2.0 | 2 | 0 |
| TOTAL | 19 | 167 | 8.8 | 21 | 1 |

| TOP DEFENSE | TOT | SOLO | AST | SCK | YDS | INT |
|-----------------|-----|------|-----|-----|-----|-----|
| Anthony Averett | 6 | 5 | 1 | 0.0 | 0.0 | 0 |
| Josh Bynes | 6 | 4 | 2 | 0.0 | 0.0 | 0 |
| Chuck Clark | 5 | 3 | 2 | 0.0 | 0.0 | 0 |

| FIELD GOALS | FGM/FGA | PERCENT | RESULTS |
|---------------|------------|--------------|----------|
| Justin Tucker | 2-2 | 100.0 | 52G, 39G |
| TOTAL | 2-2 | 100.0 | |

GAME HIGHLIGHTS

- The Ravens improved to 5-1 for the second-straight season and for the fourth time in franchise history (also 2000 & 2012).
- The Ravens' defense limited Los Angeles to a season-low 208 yards of offense, including just 26 rushing. The 26 rushing yards are the fewest allowed by Baltimore since 11/25/19 at the Rams, and it ties (2006 at TB) for the 10th fewest allowed in a game in Ravens franchise history.
- QB Lamar Jackson** surpassed Hall of Famer Dan Marino by becoming the youngest QB in league history to reach 35 career victories. Jackson, who turns 25 in January, is 35-8 as a starter, producing the NFL's most wins by a QB since he became a starter in Week 11 of 2018.
- Three different RBs (**Le'Veon Bell**, **Devonta Freeman** & **Latavius Murray**) each scored a rushing TD, marking the second such instance in a Ravens' game since 2018 (Javorius Allen, Alex Collins & Kenneth Dixon) and the third in team history (Le'Ron McClain, Willis McGahee & Ray Rice – 2009).

TEAM STATISTICS

| | CHARGERS | RAVENS |
|------------------------------|----------|----------|
| First Downs | 14 | 27 |
| 3rd-Down Eff. (Made/Att/Pct) | 3/12/25% | 6/11/55% |
| 4th-Down Eff. (Made/Att/Pct) | 1/4/25% | 0/0/0% |
| Total Net Yards | 208 | 327 |
| Total Plays | 53 | 68 |
| Yards Per Play | 3.9 | 4.8 |
| Rushes/Net Yards | 12/26 | 38/187 |
| Net Passing | 182 | 140 |
| Pass Attempts/Completions | 39/22 | 27/19 |
| Had Intercepted | 1 | 2 |
| Sacked/Yards Lost | 2/13 | 3/27 |
| Punts/Average | 5/52.4 | 2/43.0 |
| Penalties/Yards | 4/35 | 2/15 |
| Fumbles/Lost | 0/0 | 2/0 |
| Possession Time | 21:53 | 38:07 |



GAME 7: BENGALS 41, RAVENS 17

Cincinnati (5-2) • Baltimore (5-2)

Sunday, October 24, 2021 • 1:00 PM EDT • M&T Bank Stadium • Baltimore

Cloudy Temp: 61° F, Humidity: 62%, Wind: SSE 7 mph • Attendance: 70,659 • Time: 3:15



| | | | | | | |
|---------------------------------|----------|-----------|-----------|-----------|----------|-----------|
| Cincinnati Bengals | 3 | 10 | 14 | 14 | — | 41 |
| Baltimore Ravens | 0 | 10 | 7 | 0 | — | 17 |

SCORING DRIVES

| TEAM | QTR | TIME | SCORING PLAY | CIN | BAL |
|---------|-----|-------|--|-----|-----|
| Bengals | 1 | 05:08 | E.McPherson 52 yd. Field Goal (8-23, 3:54) | 3 | 0 |
| Ravens | 2 | 14:03 | J.Tucker 45 yd. Field Goal (8-50, 3:27) | 3 | 3 |
| Bengals | 2 | 06:29 | C.Uzomah 55 yd. pass from J.Burrow (E.McPherson kick) (2-80, 0:37) | 10 | 3 |
| Ravens | 2 | 01:51 | D.Freeman 1 yd. run (J.Tucker kick) (10-75, 4:38) | 10 | 10 |
| Bengals | 2 | 00:03 | E.McPherson 30 yd. Field Goal (10-63, 1:48) | 13 | 10 |
| Ravens | 3 | 13:20 | M.Brown 39 yd. pass from L.Jackson (J.Tucker kick) (3-75, 1:40) | 13 | 17 |
| Bengals | 3 | 11:06 | C.Uzomah 32 yd. pass from J.Burrow (E.McPherson kick) (4-75, 2:14) | 20 | 17 |
| Bengals | 3 | 05:48 | J.Chase 82 yd. pass from J.Burrow (E.McPherson kick) (3-90, 1:39) | 27 | 17 |
| Bengals | 4 | 09:24 | J.Mixon 21 yd. run (E.McPherson kick) (4-38, 2:15) | 34 | 17 |
| Bengals | 4 | 06:59 | S.Perine 46 yd. run (E.McPherson kick) (2-44, 0:54) | 41 | 17 |

CINCINNATI BENGALS (HEAD COACH: ZAC TAYLOR)

| OFFENSE | | | DEFENSE | | |
|---------|----|-------------|---------|----|----------------|
| WR | 1 | J. Chase | LDE | 94 | S. Hubbard |
| WR | 83 | T. Boyd | DT | 65 | L. Ogunjobi |
| WR | 85 | T. Higgins | DT | 68 | J. Tupou |
| LT | 73 | J. Williams | NT | 98 | D. Reader |
| LG | 67 | Q. Spain | RDE | 91 | T. Hendrickson |
| C | 66 | T. Hopkins | LB | 57 | G. Pratt |
| RG | 79 | J. Carman | LB | 55 | L. Wilson |
| RT | 71 | R. Reiff | CB | 22 | C. Awuzie |
| TE | 87 | C. Uzomah | CB | 20 | E. Apple |
| QB | 9 | J. Burrow | S | 30 | J. Bates III |
| HB | 28 | J. Mixon | S | 24 | V. Bell |

BALTIMORE RAVENS (HEAD COACH: JOHN HARBAUGH)

| OFFENSE | | | DEFENSE | | |
|---------|----|---------------|---------|----|-------------|
| WR | 5 | M. Brown | NT | 98 | B. Williams |
| LT | 78 | A. Villanueva | DE | 93 | C. Campbell |
| LG | 72 | B. Powers | RUSH | 50 | J. Houston |
| C | 77 | B. Bozeman | MLB | 56 | J. Bynes |
| RG | 70 | K. Zeitler | WLB | 6 | P. Queen |
| RT | 65 | P. Mekari | SAM | 54 | T. Bowser |
| TE | 89 | M. Andrews | SS | 36 | C. Clark |
| TE | 85 | E. Tomlinson | FS | 32 | D. Elliott |
| QB | 8 | L. Jackson | CB | 44 | M. Humphrey |
| FB | 42 | P. Ricard | CB | 23 | A. Averett |
| RB | 33 | D. Freeman | DB | 25 | T. Young |

OFFICIALS: Referee: Tony Corrente (99), Umpire: Dan Ferrell (64), Down Judge: Patrick Turner (13), Line Judge: Tim Podraza (47), Field Judge: Anthony Jeffries (36), Side Judge: Don Willard (58), Back Judge: Todd Prukop (30), Replay Official: John McGrath, Replay Assistant: Artenzia Young-Seigler

CINCINNATI BENGALS

| PASSING | ATT | CP | YDS | SK/YD | TD | LG | INT | RTG |
|--------------|-----------|-----------|------------|------------|----------|------------|----------|--------------|
| Joe Burrow | 38 | 23 | 416 | 1/7 | 3 | 82t | 1 | 113.5 |
| TOTAL | 38 | 23 | 416 | 1/7 | 3 | 82T | 1 | 113.5 |

| RUSHING | ATT | YDS | AVG | LG | TD |
|---------------|-----------|------------|------------|------------|----------|
| Joe Mixon | 12 | 59 | 4.9 | 21t | 1 |
| Samaje Perine | 11 | 52 | 4.7 | 46t | 1 |
| Joe Burrow | 1 | 0 | 0.0 | 0 | 0 |
| TOTAL | 24 | 111 | 4.6 | 46T | 2 |

| RECEIVING | NO | YDS | AVG | LG | TD |
|---------------|-----------|------------|-------------|------------|----------|
| JaMarr Chase | 8 | 201 | 25.1 | 82t | 1 |
| Tee Higgins | 7 | 62 | 8.9 | 11 | 0 |
| Tyler Boyd | 4 | 39 | 9.8 | 25 | 0 |
| C.J. Uzomah | 3 | 91 | 30.3 | 55t | 2 |
| Samaje Perine | 1 | 23 | 23.0 | 23 | 0 |
| TOTAL | 23 | 416 | 18.1 | 82T | 3 |

| TOP DEFENSE | TOT | SOLO | AST | SCK | YDS | INT |
|------------------|-----|------|-----|-----|-----|-----|
| Jessie Bates III | 7 | 4 | 3 | 0.0 | 0.0 | 0 |
| Larry Ogunjobi | 6 | 5 | 1 | 1.5 | 5.5 | 0 |
| Logan Wilson | 6 | 4 | 2 | 0.0 | 0.0 | 0 |

| FIELD GOALS | FGM/FGA | PERCENT | RESULTS |
|----------------|------------|--------------|----------|
| Evan McPherson | 2-2 | 100.0 | 52G, 30G |
| TOTAL | 2-2 | 100.0 | |

GAME HIGHLIGHTS

- **QB Lamar Jackson** rushed for a game-high 88 yards on 12 carries (7.3 avg.), marking his 21st game with at least 75 yards rushing. The 21 such games tie Michael Vick for the most by a QB in NFL history. Jackson has now recorded 14 straight games with a passing TD, ranking as second-longest streak ever by a Ravens' QB. (Jackson holds the team record of throwing at least 1 TD in 15 straight games, from 2019-20.)
- **WR Marquise Brown** posted 5 catches for 80 yards and 1 TD, including a spectacular 39-yard score on the Ravens' opening series of the second half. Brown notched his sixth TD reception, tying him with WR Michael Jackson (1996) for the most by a Raven through seven games in a season.
- **CB Marlon Humphrey** tallied a team-high 7 tackles (tied, CB Anthony Averett). Humphrey also recorded his first INT and FF of the season. It marks the first time in his career that he's had an INT and FF in the same game. Humphrey has posted 9 FFs since 2020, which rank No. 1 in the NFL.
- **OLB Justin Houston** finished with a game-high 4 QB hits, adding 2 total tackles. The 4 QB hits are the most he's had in a game since 2019 when playing for Indianapolis (also 4 vs. Houston). It marked the seventh time in Houston's career that he's tallied at least 4 QB hits in a game.

BALTIMORE RAVENS

| PASSING | ATT | CP | YDS | SK/YD | TD | LG | INT | RTG |
|---------------|-----------|-----------|------------|-------------|----------|------------|----------|-------------|
| Lamar Jackson | 31 | 15 | 257 | 5/18 | 1 | 39t | 0 | 87.7 |
| Tyler Huntley | 11 | 5 | 39 | 0/0 | 0 | 12 | 0 | 54.7 |
| TOTAL | 42 | 20 | 296 | 5/18 | 1 | 39T | 0 | 79.1 |

| RUSHING | ATT | YDS | AVG | LG | TD |
|-----------------|-----------|------------|------------|-----------|----------|
| Lamar Jackson | 12 | 88 | 7.3 | 16 | 0 |
| Devonta Freeman | 4 | 14 | 3.5 | 10 | 1 |
| Ty'Son Williams | 2 | 10 | 5.0 | 6 | 0 |
| Le'Veon Bell | 5 | 5 | 1.0 | 7 | 0 |
| Devin Duvernay | 1 | -2 | -2.0 | -2 | 0 |
| TOTAL | 24 | 115 | 4.8 | 16 | 1 |

| RECEIVING | NO | YDS | AVG | LG | TD |
|-----------------|-----------|------------|-------------|------------|----------|
| Marquise Brown | 5 | 80 | 16.0 | 39t | 1 |
| Rashod Bateman | 3 | 80 | 26.7 | 35 | 0 |
| Mark Andrews | 3 | 48 | 16.0 | 24 | 0 |
| Devonta Freeman | 3 | 25 | 8.3 | 12 | 0 |
| Josh Oliver | 2 | 29 | 14.5 | 19 | 0 |
| Ty'Son Williams | 2 | 24 | 12.0 | 13 | 0 |
| Devin Duvernay | 1 | 11 | 11.0 | 11 | 0 |
| Le'Veon Bell | 1 | -1 | -1.0 | -1 | 0 |
| TOTAL | 20 | 296 | 14.8 | 39T | 1 |

| TOP DEFENSE | TOT | SOLO | AST | SCK | YDS | INT |
|-----------------|-----|------|-----|-----|-----|-----|
| Anthony Averett | 7 | 7 | 0 | 0.0 | 0.0 | 0 |
| Marlon Humphrey | 7 | 4 | 3 | 0.0 | 0.0 | 1 |
| Josh Bynes | 6 | 5 | 1 | 0.0 | 0.0 | 0 |

| FIELD GOALS | FGM/FGA | PERCENT | RESULTS |
|---------------|------------|--------------|---------|
| Justin Tucker | 1-1 | 100.0 | 45G |
| TOTAL | 1-1 | 100.0 | |

TEAM STATISTICS

| | BENGALS | RAVENS |
|------------------------------|----------|----------|
| First Downs | 19 | 20 |
| 3rd-Down Eff. (Made/Att/Pct) | 4/13/31% | 5/16/31% |
| 4th-Down Eff. (Made/Att/Pct) | 1/2/50% | 1/4/25% |
| Total Net Yards | 520 | 393 |
| Total Plays | 63 | 71 |
| Yards Per Play | 8.3 | 5.5 |
| Rushes/Net Yards | 24/111 | 24/115 |
| Net Passing | 409 | 278 |
| Pass Attempts/Completions | 38/23 | 42/20 |
| Had Intercepted | 1 | 0 |
| Sacked/Yards Lost | 1/7 | 5/18 |
| Punts/Average | 4/54.0 | 6/44.0 |
| Penalties/Yards | 1/5 | 5/46 |
| Fumbles/Lost | 1/0 | 1/0 |
| Possession Time | 28:11 | 31:49 |